

VILLAGE PRESIDENT
Seth Speiser

VILLAGE CLERK
Jerry Menard

VILLAGE TRUSTEES
Ray Matchett, Jr.
Lisa Meehling
Mike Blaies
Tom Carpenter
Dana Miller
Robert Kaiser

VILLAGE TREASURER
Bryan A. Vogel

VILLAGE OF FREEBURG

FREEBURG MUNICIPAL CENTER
14 SOUTHGATE CENTER, FREEBURG, IL 62243
PHONE: (618) 539-5545 • FAX: (618) 539-5590
Web Site: www.freeburg.com

VILLAGE ADMINISTRATOR
Matt Trout

PUBLIC WORKS DIRECTOR
John Tolan

POLICE CHIEF
Michael J. Schutzenhofer

ESDA COORDINATOR
Eugene Kramer

VILLAGE ENGINEER
Tim Pruett, P.E.

VILLAGE ATTORNEY
Weilmuenster Keck Brown, P.C.

THE PUBLIC CAN PARTICIPATE THROUGH THE ZOOM CLOUD MEETING APPLICATION AND CLICKING ON THE FOLLOWING LINK:

Join URL: <https://us02web.zoom.us/j/4478727673>

Meeting ID: 447 872 7673

We ask the public to mute their phone or mic until Public Participation
If you have any questions, please contact Matt Trout at mtrout@freeburg.com
Village Hall will be open to the public for this meeting

January 22, 2024

NOTICE MEETING OF FINANCE COMMITTEE (Finance/Industrial Park/Economic Development/Budget) (Carpenter/Blaies/Kaiser/Matchett)

VILLAGE OF FREEBURG

A Finance Committee Meeting of the Village of Freeburg will be held at the Municipal Center, Executive Board Room, **Wednesday, January 24, 2024, at 5:30 p.m.**

FINANCE COMMITTEE MEETING AGENDA

- I. Items to be Reviewed:
 - A. Review of Board List
 - B. Review of Investments
 - C. Income Statement
 - D. Treasurer's Report – Treasurer's Reports for 8/31/23; 9/30/23; 10/31/23; 11/30/23
 - E. Fund and Account Balance Report
 - F. Old Business
 1. Approval of December 18, 2023 Minutes
 2. Attorney's Invoice
 3. Newsletter
 - G. New Business
 1. Budget FY2025
 - H. Public Participation
 - I. Adjourn

At said Finance Meeting, the Village Trustees may vote on whether or not to hold an Executive Session to discuss potential litigation [5 ILCS, 120/2 - (c)(11)]; the selection of a person to fill a public office [5 ILCS, 120/2 - (c) (3)]; personnel [5 ILCS, 120/2 - (c)(1)]; collective negotiating matters between the public body and its employees or their representatives [5 ILCS-120/2 (c)(2), real estate transactions [5 ILCS, 120/2-(c)(5)], or to discuss executive session minutes, [5 ILCS, 120/2-(c)(21)]

Finance Committee Meeting
Wednesday, January 24, 2024
Review of Board List

Review of Board List:

Board List – MFT:	\$	663.88
Board List – Utility Refunds	\$	985.93
Board List – ACH Transfer/IMEA Bill:	\$	205,819.00
Board List – General:	\$	<u>561,205.17</u>
Total Board List:	\$	<u>768,673.98</u>

SYS DATE: 12/14/23
FROM: 11/14/23

Village of Freeburg
A / P B O A R D L I S T
REGISTER # 880
Thursday December 14, 2023

SYS TIME: 09:17
[NB]

TO: 12/14/23

PAGE 1

PAYABLE TO INV NO	GL NO	CHECK DATE	CHECK NO	DESCRIPTION	AMOUNT	DISTR
ADP - CHARGES 648173281		12/14/23	80001025		196.44	
	01-11-539			AD OTHER PROF SERVICES		49.11
	51-42-539			WR OTHER PROF SERVICES		49.11
	52-43-539			SR OTHER PROF SERVICES		49.11
	53-40-539			EL OTHER PROF SERVICES		49.11
AT&T		12/14/23	80001026		399.77	
0208 NOV 23	52-43-552			SR TELEPHONE		62.18
3094 NOV 23	52-43-552			SR TELEPHONE		58.96
3654 NOV 23	52-43-552			SR TELEPHONE		106.55
4830 NOV 23	52-43-552			SR TELEPHONE		56.56
4835 NOV 23	52-43-552			SR TELEPHONE		56.56
5625 NOV 23	52-43-552			SR TELEPHONE		58.96
ILL DEPT OF REVENUE ILDEPTREV231212		12/14/23	80001027		7487.03	
	53-00-219.2			ACCRUED UTILITY TAX		7487.03
O'REILLY AUTOMOTIVE, INC NOV 2023		12/14/23	80001028		36.94	
	01-21-613			PD SUPPLIES, VEHICLE		36.94
ST CLAIR SERVICE COMPANY 686153		12/14/23	80001029		1877.19	
	01-41-655			ST AUTO FUEL/OIL		225.03
	51-42-655			WR AUTO FUEL/OIL		225.04
	52-43-655			SR AUTO FUEL/OIL		225.04
	53-40-655			EL AUTO FUEL/OIL		225.04
686154	01-41-655			ST AUTO FUEL/OIL		244.26
	51-42-655			WR AUTO FUEL/OIL		244.26
	52-43-655			SR AUTO FUEL/OIL		244.26
	53-40-655			EL AUTO FUEL/OIL		244.26
WHITE CAP LP 50024407097		12/14/23	80001030		322.75	
	01-41-614			ST SUPPLIES, STREET		322.75
** TOTAL CHECKS ISSUED					10320.12	
TOTAL FOR REGULAR CHECKS:					0.00	
TOTAL FOR DIRECT PAY VENDORS:					10,320.12	

SYS DATE: 12/20/23
FROM: 11/20/23

Village of Freeburg
A / P B O A R D L I S T
REGISTER # 881
Wednesday December 20, 2023

SYS TIME: 09:55
[NB]

TO: 12/20/23

PAGE 1

PAYABLE TO INV NO	GL NO	CHECK DATE	CHECK NO	DESCRIPTION	AMOUNT	DISTR
ENERGY CULVERT 2023-12-143	15-41-616	12/20/23	1783	MFT CULVERTS	663.88	663.88
** TOTAL CHECKS ISSUED					663.88	
TOTAL FOR REGULAR CHECKS:					663.88	

SYS DATE: 12/20/23
 FROM: 11/20/23

Village of Freeburg
 A / P B O A R D L I S T
 REGISTER # 882
 Wednesday December 20, 2023

SYS TIME: 10:05
 [NB]

TO: 12/20/23

PAGE 1

PAYABLE TO INV NO	GL NO	CHECK DATE	CHECK NO	DESCRIPTION	AMOUNT	DISTR
AFFORDABLE AUTOMOTIVE 1970	01-21-513	12/20/23	71284	PD SERVICES, VEHICLE	165.99	165.99
BELLEVILLE SUPPLY COMPANY 0636519-IN	52-43-653	12/20/23	71285	SR SMALL TOOLS	92.80	92.80
BHMG ENGINEERS E03152-113	53-40-532	12/20/23	71286	EL ENGINEERING	1050.84	1050.84
BOEVING, JOEL MEDI 12/20/23	25-30-502	12/20/23	71287	INS OTHER	89.00	89.00
CHRIST BROS. PRODUCTS LLC 15625	01-41-614	12/20/23	71288	ST SUPPLIES, STREET	471.75	471.75
DITCH WITCH SALES INC P35889	01-41-612 51-42-612 52-43-612 53-40-612	12/20/23	71289	ST SUPPLIES, EQUIPMT WR SUPPLIES, EQUIPMT SR SUPPLIES, EQUIPMT EL SUPPLIES, EQUIPMT	181.09	45.27 45.27 45.27 45.28
ELDEN, ROBERT MEDI 12/20/23	51-42-534.1 52-43-534.1 53-40-534.1	12/20/23	71290	WR MEDICAL/RETIRES SR MEDICAL/REITRES EL MEDICAL/RETIRES	45.55	11.39 11.39 22.77
EQUIPMENT SERVICE CO., IN 41415	01-41-513	12/20/23	71291	ST SERVICES, VEHICLE	393.46	393.46
FREEBURG PRINTING & PUBLISHIN 123689	01-11-651 51-42-651 52-43-651 53-40-651	12/20/23	71292	AD OFFICE SUPPLIES WR OFFICE SUPPLIES SR OFFICE SUPPLIES EL OFFICE SUPPLIES	608.00	104.50 104.50 104.50 104.50
123690 123738	01-21-554 01-11-651 51-42-651 52-43-651 53-40-651			PD PRINTING, COPYING AD OFFICE SUPPLIES WR OFFICE SUPPLIES SR OFFICE SUPPLIES EL OFFICE SUPPLIES		100.00 22.50 22.50 22.50 22.50
FSH WATER COMMISSION 1136891	51-42-575	12/20/23	71293	WR WATER PURCHASES	33630.30	33630.30
ILLINOIS MUNICIPAL UTILITIES 23-11013	01-41-563 51-42-563	12/20/23	71294	ST TRAINING WR TRAINING	900.00	225.00 225.00

SYS DATE: 12/20/23
 FROM: 11/20/23

Village of Freeburg
 A / P B O A R D L I S T
 REGISTER # 882
 Wednesday December 20, 2023

SYS TIME: 10:05
 [NB]

TO: 12/20/23

PAGE 2

PAYABLE TO INV NO	GL NO	CHECK DATE	CHECK NO	DESCRIPTION	AMOUNT	DISTR
	52-43-563			SR TRAINING		225.00
	53-40-563			EL TRAINING		225.00
JENKINS, ROBERT MEDI 12/20/23	25-30-501	12/20/23	71295	INS DEDUCTIBLE	1770.37	1770.37
KRAMPER, JANE MEDI 12/20/23	25-30-502	12/20/23	71296	INS OTHER	795.13	795.13
KRAUSS SHANE MEDI 12/20/23	25-30-501	12/20/23	71297	INS DEDUCTIBLE	66.67	66.67
LANNERT, BRADLEY WALMART 11/23	51-42-471	12/20/23	71298	WR UNIFORM RENTAL	73.01	24.33
	52-43-471			SR UNIFORM RENTAL		24.34
	53-40-471			EL UNIFORM RENTAL		24.34
LEON UNIFORM COMPANY, INC 596683-01	01-21-471	12/20/23	71299	PD UNIFORM	43.99	43.99
MAY, BILL MEDI 12/20/23	25-30-502	12/20/23	71300	INS OTHER	147.53	147.53
MIDWESTERN PROPANE GAS CO 1511808273	52-43-611	12/20/23	71301	SR SUPPLIES, BUILDING	496.01	496.01
MOTOROLA SOLUTIONS, INC. 1411045854	01-21-841.1	12/20/23	71302	PD VEHICLES IN CAR CAMERAS	4218.00	4218.00
MUNICIPAL EQUIPMENT INV0025594 INV0025601	52-43-539 52-43-852	12/20/23	71303	SR OTHER PROF SERVICES SR LIFT STA REP.	4640.70	3890.70 750.00
PENSONEAU, SCOTT 12/18/23	51-42-471 52-43-471 53-40-471	12/20/23	71304	WR UNIFORM RENTAL SR UNIFORM RENTAL EL UNIFORM RENTAL	270.85	90.28 90.29 90.28
PETTY CASH 12/20/23	01-21-655 01-21-613	12/20/23	71305	PD AUTO FUEL/OIL PD SUPPLIES, VEHICLE	70.57	66.00 4.57
POINTE PEST CONTROL 659948 659963	01-11-519 01-21-539 53-40-539	12/20/23	71306	AD SERVICES, OTHER PD OTHER PROF SERVICES EL OTHER PROF SERVICES	172.00	34.50 34.50 103.00
RUHMANN, STANLEY		12/20/23	71307		46.88	

SYS DATE: 12/20/23
FROM: 11/20/23

Village of Freeburg
A / P B O A R D L I S T
REGISTER # 882
Wednesday December 20, 2023

SYS TIME: 10:05
[NB]

TO: 12/20/23

PAGE 3

PAYABLE TO INV NO	GL NO	CHECK DATE DESCRIPTION	CHECK NO	AMOUNT	DISTR
MOTO 9/7/23	01-21-655	PD AUTO FUEL/OIL			46.88
SALLMAN, MAX 12/7/23	12/20/23 51-42-471 52-43-471 53-40-471	WR UNIFORM RENTAL SR UNIFORM RENTAL EL UNIFORM RENTAL	71308	5042.24	82.82 82.82 82.83
MEDI 12/20/23	25-30-501 25-30-502	INS DEDUCTIBLE INS OTHER			12.37 4781.40
SCHULTE SUPPLY S1205274.001	12/20/23 51-42-843	WR RADIO READ METERS	71309	648.00	648.00
SCHUTZENHOFER, MICHAEL MEDI 12/20/23	12/20/23 25-30-502	INS OTHER	71310	290.00	290.00
THOUVENOT, WADE & MOERCHEN 82478	12/20/23 51-42-532	WR ENGINEERING	71311	1000.00	1000.00
TOLAN, JOHN MEDI 12/20/23	12/20/23 25-30-501	INS DEDUCTIBLE	71312	98.33	98.33
TOLAN, ANDY 12/8/23	12/20/23 51-42-471 52-43-471 53-40-471	WR UNIFORM RENTAL SR UNIFORM RENTAL EL UNIFORM RENTAL	71313	246.47	82.15 82.16 82.16
UNITED SYSTEMS & SOFTWARE, IN 103139	12/20/23 51-42-843 52-43-539 53-40-539	WR RADIO READ METERS SR OTHER PROF SERVICES EL OTHER PROF SERVICES	71314	20045.70	6681.90 6681.90 6681.90
VOLKERT, INC 1307346 3511051	12/20/23 52-43-532 01-16-532	SR ENGINEERING ZO ENGINEERING	71315	3256.25	2300.00 956.25
WATTS, JANET MEDI 12/20/23	12/20/23 01-21-534.1	PD MEDICAL/REITREES	71316	163.69	163.69
WOLF, LAURA MEDI 12/20/23	12/20/23 25-30-501	INS DEDUCTIBLE	71317	45.00	45.00
** TOTAL CHECKS ISSUED				81276.17	
TOTAL FOR REGULAR CHECKS:				81,276.17	

SYS DATE: 12/22/23
 FROM: 11/22/23

Village of Freeburg
 A / P B O A R D L I S T
 REGISTER # 883
 Friday December 22, 2023

SYS TIME: 11:44
 [NB]

TO: 12/22/23

PAGE 1

PAYABLE TO INV NO	GL NO	CHECK DATE	DESCRIPTION	CHECK NO	AMOUNT	DISTR
----------------------	-------	------------	-------------	----------	--------	-------

CASEY'S BUSINESS MASTERCARD		12/22/23		80001031	1093.62	
NOV-DEC 23	01-41-655		ST AUTO FUEL/OIL		638.77	
	51-42-655		WR AUTO FUEL/OIL		206.96	
	52-43-655		SR AUTO FUEL/OIL		206.96	
	53-40-655		EL AUTO FUEL/OIL		40.93	

CHARTER COMMUNICATIONS		12/22/23		80001032	1005.59	
173465601120123	01-11-539		AD OTHER PROF SERVICES		12.35	
	51-42-539		WR OTHER PROF SERVICES		12.35	
	52-43-539		SR OTHER PROF SERVICES		12.36	
	53-40-539		EL OTHER PROF SERVICES		12.36	
173465701120123	01-11-539		AD OTHER PROF SERVICES		12.50	
	51-42-539		WR OTHER PROF SERVICES		12.50	
	52-43-539		SR OTHER PROF SERVICES		12.50	
	53-40-539		EL OTHER PROF SERVICES		12.49	
173465801120123	01-21-552		PD TELEPHONE		71.97	
173465901120123	01-11-539		AD OTHER PROF SERVICES		38.56	
	51-42-539		WR OTHER PROF SERVICES		38.55	
	52-43-539		SR OTHER PROF SERVICES		38.56	
	53-40-539		EL OTHER PROF SERVICES		38.56	
173466001120123	01-11-539		AD OTHER PROF SERVICES		120.00	
	01-21-539		PD OTHER PROF SERVICES		120.00	
	51-42-539		WR OTHER PROF SERVICES		120.00	
	52-43-539		SR OTHER PROF SERVICES		120.00	
	53-40-539		EL OTHER PROF SERVICES		120.00	
173466201120123	01-41-539		ST OTHER PROF SERVICES		19.99	
	51-42-539		WR OTHER PROF SERVICES		19.99	
	52-43-539		SR OTHER PROF SERVICES		20.00	
	53-40-539		EL OTHER PROF SERVICES		20.00	

IMEA		12/22/23		80001033	205819.00	
NOV 23	53-40-576		EL ELECTRICITY PURCHASES		206503.68	
	53-00-395		EL REFUNDS, REIMBURSE (Fuel)		684.68-	

CITIZENS- PAYROLL		12/22/23		80001034	67995.90	
#26-2023	01-00-215		PR W/H FICA		6969.00-	
	01-00-216		PR W/H RETIREMENT		5816.41-	
	01-00-213		PR W/H FIT		9358.63-	
	01-00-214		PR W/H SIT		4332.85-	
	01-21-421		PD REGULAR SALARIES		28486.43	
	01-21-422		PD OVERTIME		3803.41	
	01-21-426		PD LONGEVITY/EDUCATION		265.42	
	01-21-427		PD PUBLIC SAFETY STIPEND		500.00	
	01-00-193		EXCHANGE - EMPLOYEE CELL PHONES		25.00-	
	01-11-431		AD ELECTED SALARIES		2636.53	
	01-11-421		AD REGULAR SALARIES		2424.75	
	01-11-423		AD OVERTIME		34.53	
	01-16-421		ZO REGULAR SALARIES		2096.16	
	01-41-421		ST REGULAR SALARIES		5594.69	
	01-41-422		ST TEMPORARY SALARIES		530.75	
	01-41-423		ST OVERTIME		35.44	
	12-23-421		ES REGULAR SALARIES		98.56	
	01-00-110		CASH - GENERAL		98.56	
	12-00-110		CASH - ESDA		98.56-	
	51-42-421		WR REGULAR SALARIES		10302.65	
	51-42-422		WR TEMP SALARIES		530.75	
	51-42-423		WR OVERTIME		282.62	
	01-00-110		CASH - GENERAL		11116.02	
	51-00-110		CASH - WATER		11116.02-	

SYS DATE: 12/22/23
 FROM: 11/22/23

Village of Freeburg
 A / P B O A R D L I S T
 REGISTER # 883
 Friday December 22, 2023

SYS TIME: 11:44
 [NB]

TO: 12/22/23

PAGE 2

PAYABLE TO INV NO	GL NO	CHECK DATE	DESCRIPTION	CHECK NO	AMOUNT	DISTR
	52-43-421		SR REGULAR SALARIES		8284.21	
	52-43-423		SR OVERTIME		282.62	
	52-43-422		SR TEMP SALARIES		530.75	
	01-00-110		CASH - GENERAL		9097.58	
	52-00-110		CASH - SEWER		9097.58-	
	53-40-421		EL REGULAR SALARIES		23024.15	
	53-40-422		EL TEMP SALARIES		530.75	
	53-40-423		EL OVERTIME		822.62	
	01-00-110		CASH - GENERAL		24377.52	
BONUS 2023	53-00-110		CASH - ELECTRIC		24377.52-	
	01-00-215		PR W/H FICA		311.53-	
	01-00-216		PR W/H RETIREMENT		167.71-	
	01-00-214		PR W/H SIT		193.32-	
	01-21-421		PD REGULAR SALARIES		1443.60	
	01-11-431		AD ELECTED SALARIES		57.21	
	01-11-421		AD REGULAR SALARIES		541.35	
	01-16-421		ZO REGULAR SALARIES		60.15	
	01-41-421		ST REGULAR SALARIES		601.50	
	01-41-422		ST TEMPORARY SALARIES		57.21	
	12-23-421		ES REGULAR SALARIES		57.21	
	01-00-110		CASH - GENERAL		57.21	
	12-00-110		CASH - ESDA		57.21-	
	51-42-421		WR REGULAR SALARIES		180.45	
	51-42-422		WR TEMP SALARIES		57.21	
	01-00-110		CASH - GENERAL		237.66	
	51-00-110		CASH - WATER		237.66-	
	52-43-421		SR REGULAR SALARIES		180.45	
	52-43-422		SR TEMP SALARIES		57.21	
	01-00-110		CASH - GENERAL		237.66	
	52-00-110		CASH - SEWER		237.66-	
	53-40-421		EL REGULAR SALARIES		721.80	
	53-40-422		EL TEMP SALARIES		57.21	
	01-00-110		CASH - GENERAL		779.01	
	53-00-110		CASH - ELECTRIC		779.01-	
CITIZENS - PAYROLL TAXES	12/22/23		80001035		28465.77	
#26-2023	01-00-215		PR W/H FICA		6969.00	
	01-00-213		PR W/H FIT		9358.63	
	01-00-214		PR W/H SIT		4332.85	
	01-21-461		PD SOCIAL SECURITY		2528.73	
	01-11-461		AD SOCIAL SECURITY		201.68	
	01-11-461		AD SOCIAL SECURITY		188.12	
	01-16-461		ZO SOCIAL SECURITY		160.36	
	01-41-453		ST UNEMPLOYMENT INSURANCE		4.51	
	01-41-461		ST SOCIAL SECURITY		471.31	
	12-23-461		ES SOCIAL SECURITY		7.54	
	01-00-110		CASH - GENERAL		7.54	
	12-00-110		CASH - ESDA		7.54-	
	51-42-453		WR UNEMPLOYMENT INSURANCE		4.51	
	51-42-461		WR SOCIAL SECURITY		850.38	
	01-00-110		CASH - GENERAL		854.89	
	51-00-110		CASH - WATER		854.89-	
	52-43-453		SR UNEMPLOYMENT INSURANCE		4.51	
	52-43-461		SR SOCIAL SECURITY		695.96	
	01-00-110		CASH - GENERAL		700.47	
	52-00-110		CASH - SEWER		700.47-	
	53-40-453		EL UNEMPLOYMENT INSURANCE		4.51	
	53-40-461		EL SOCIAL SECURITY		1864.88	
	01-00-110		CASH - GENERAL		1869.39	
	53-00-110		CASH - ELECTRIC		1869.39-	

SYS DATE: 12/22/23
 FROM: 11/22/23

Village of Freeburg
 A / P B O A R D L I S T
 REGISTER # 883
 Friday December 22, 2023

SYS TIME: 11:44
 [NB]

TO: 12/22/23

PAGE 3

PAYABLE TO INV NO	GL NO	CHECK DATE	DESCRIPTION	CHECK NO	AMOUNT	DISTR
BONUS 2023	01-00-215		PR W/H FICA		311.48	
	01-00-214		PR W/H SIT		193.32	
	01-21-461		PD SOCIAL SECURITY		110.44	
	01-11-461		AD SOCIAL SECURITY		4.38	
	01-11-461		AD SOCIAL SECURITY		41.39	
	01-16-461		ZO SOCIAL SECURITY		4.60	
	01-41-453		ST UNEMPLOYMENT INSURANCE		.49	
	01-41-461		ST SOCIAL SECURITY		50.39	
	12-23-461		ES SOCIAL SECURITY		4.38	
	01-00-110		CASH - GENERAL		4.38	
	12-00-110		CASH - ESDA		4.38-	
	51-42-453		WR UNEMPLOYMENT INSURANCE		.49	
	51-42-461		WR SOCIAL SECURITY		18.18	
	01-00-110		CASH - GENERAL		18.67	
	51-00-110		CASH - WATER		18.67-	
	52-43-453		SR UNEMPLOYMENT INSURANCE		.49	
	52-43-461		SR SOCIAL SECURITY		18.18	
	01-00-110		CASH - GENERAL		18.67	
	52-00-110		CASH - SEWER		18.67-	
	53-40-453		EL UNEMPLOYMENT INSURANCE		.49	
	53-40-461		EL SOCIAL SECURITY		59.59	
	01-00-110		CASH - GENERAL		60.08	
	53-00-110		CASH - ELECTRIC		60.08-	
VERIZON WIRELESS 9951125713		12/22/23		80001036	2336.37	
	01-11-552		AD TELEPHONE		209.46	
	01-16-552		ZN TELEPHONE		42.30	
	01-21-552		PD TELEPHONE		734.47	
	51-42-552		WR TELEPHONE		343.46	
	52-43-552		SR TELEPHONE		343.48	
	53-40-552		EL TELEPHONE		535.93	
	01-00-193		EXCHANGE - EMPLOYEE CELL PHONES		72.02	
	58-55-552		SWP TELEPHONE		55.25	
WASTE MANAGEMENT OF ST LOUIS 8665040-2052-4		12/22/23		80001037	22712.61	
	13-44-573		GA GARBAGE DISPOSAL		22712.61	
** TOTAL CHECKS ISSUED					329428.86	
TOTAL FOR REGULAR CHECKS:					0.00	
TOTAL FOR DIRECT PAY VENDORS:					329,428.86	

SYS DATE: 12/27/23
 FROM: 11/27/23

Village of Freeburg
 A / P B O A R D L I S T
 REGISTER # 884
 Wednesday December 27, 2023

SYS TIME: 12:48
 [NB]

TO: 12/27/23

PAGE 1

PAYABLE TO INV NO	GL NO	CHECK DATE	DESCRIPTION	CHECK NO	AMOUNT	DISTR
CLEAN THE UNIFORM CO	HIGHLAND	12/27/23		71325	2302.88	
32227048	51-42-471		WR UNIFORM RENTAL			55.97
	52-43-471		SR UNIFORM RENTAL			55.97
	53-40-471		EL UNIFORM RENTAL			164.48
	51-42-619		WR SUPPLIES, OTHER			82.24
	52-43-619		SR SUPPLIES, OTHER			82.23
	53-40-652		EL OPERATING SUPPLIES			82.23
32228654	51-42-471		WR UNIFORM RENTAL			58.78
	52-43-471		SR UNIFORM RENTAL			58.78
	53-40-471		EL UNIFORM RENTAL			172.72
	51-42-619		WR SUPPLIES, OTHER			83.51
	52-43-619		SR SUPPLIES, OTHER			83.50
	53-40-652		EL OPERATING SUPPLIES			83.50
32230305	51-42-471		WR UNIFORM RENTAL			58.78
	52-43-471		SR UNIFORM RENTAL			58.78
	53-40-471		EL UNIFORM RENTAL			172.72
	51-42-619		WR SUPPLIES, OTHER			101.68
	52-43-619		SR SUPPLIES, OTHER			101.68
	53-40-652		EL OPERATING SUPPLIES			101.68
	01-21-652		PD OPERATING SUPPLIES			102.86
32231911	51-42-471		WR UNIFORM RENTAL			58.78
	52-43-471		SR UNIFORM RENTAL			58.78
	53-40-471		EL UNIFORM RENTAL			172.72
	51-42-619		WR SUPPLIES, OTHER			83.51
	52-43-619		SR SUPPLIES, OTHER			83.50
	53-40-652		EL OPERATING SUPPLIES			83.50
COMPUTRON		12/27/23		71326	15960.98	
90062	01-21-512		PD SERVICES, EQUIPMT			2243.00
90063	01-21-834		PD COMPUTER SOFTWARE			963.98
90064	01-21-834		PD COMPUTER SOFTWARE			399.00
90065	01-11-539		AD OTHER PROF SERVICES			99.75
	51-42-539		WR OTHER PROF SERVICES			99.75
	52-43-539		SR OTHER PROF SERVICES			99.75
	53-40-539		EL OTHER PROF SERVICES			99.75
90066	01-21-834		PD COMPUTER SOFTWARE			11956.00
DAN RICKERT REPAIR		12/27/23		71327	508.00	
10223	01-41-512		ST SERVICES, EQUIPMT			508.00
FLETCHER-REINHARDT CO.		12/27/23		71328	9098.44	
S1306084.002	53-40-615		EL SUPPL, INFRASTRUCTURE			724.50
S1306084.003	53-40-615		EL SUPPL, INFRASTRUCTURE			687.50
S1310431.003	01-00-195		EXCHANGE			894.00
S1310431.004	01-00-195		EXCHANGE			856.58
S1313764.001	53-40-615		EL SUPPL, INFRASTRUCTURE			5935.86

SYS DATE: 12/27/23
FROM: 11/27/23

Village of Freeburg
A / P B O A R D L I S T
REGISTER # 884
Wednesday December 27, 2023

SYS TIME: 12:48
[NB]

TO: 12/27/23

PAGE 2

PAYABLE TO INV NO	GL NO	CHECK DATE	DESCRIPTION	CHECK NO	AMOUNT	DISTR
FUNDERBURG, TONY DEC-23	01-11-539	12/27/23	AD OTHER PROF SERVICES	71329	1000.00	1000.00
GALLS, INC 26588856	01-21-471	12/27/23	PD UNIFORM	71330	131.98	131.98
GOODALL TRUCK TESTING 18609	01-41-539	12/27/23	ST OTHER PROF SERVICES	71331	41.00	41.00
GRAND RENTAL STATION 155623	01-41-593	12/27/23	ST RENTALS	71332	368.00	368.00 VOID
HERZING, DENNIS MEDI 12/27/23	01-11-534.1 51-42-534.1 52-43-534.1 53-40-534.1	12/27/23	AD MEDICAL/RETIRES WR MEDICAL/RETIRES SR MEDICAL/REITRES EL MEDICAL/RETIRES	71333	90.63	22.65 22.66 22.66 22.66
INTERFACE SECURITY SYSTEMS, L 20611343	01-11-539 01-21-539 51-42-539 52-43-539 53-40-539	12/27/23	AD OTHER PROF SERVICES PD OTHER PROF SERVICES WR OTHER PROF SERVICES SR OTHER PROF SERVICES EL OTHER PROF SERVICES	71334	291.99	36.50 36.49 73.00 73.00 73.00
JM TEST SYSTEMS, LLC S843625-IN	53-40-539	12/27/23	EL OTHER PROF SERVICES	71335	6708.00	6708.00
KRAMPER, JANE MEDI 12/27/23	25-30-501	12/27/23	INS DEDUCTIBLE	71336	75.00	75.00
MICK'S AUTO REPAIR INC 12-23-1	01-41-512 51-42-512 52-43-512 53-40-512	12/27/23	ST SERVICES, EQUIPMT WR SERVICES, EQUIPMT SR SERVICES, EQUIPMT EL SERVICES, EQUIPMT	71337	55.00	6.25 6.25 6.25 6.25
12-23-2	51-42-512 52-43-512		WR SERVICES, EQUIPMT SR SERVICES, EQUIPMT			15.00 15.00
MOORE RECYCLING CONCRETE & AS A57108	01-41-614	12/27/23	ST SUPPLIES, STREET	71338	598.50	598.50
POLSON, JULIE MEDI 12/27/23	25-30-502	12/27/23	INS OTHER	71339	544.00	544.00
PRUETT, TIM		12/27/23		71340	1500.00	

SYS DATE: 12/27/23
FROM: 11/27/23

Village of Freeburg
A / P B O A R D L I S T
REGISTER # 884
Wednesday December 27, 2023

SYS TIME: 12:48
[NB]

TO: 12/27/23

PAGE 3

PAYABLE TO INV NO	GL NO	CHECK DATE	DESCRIPTION	CHECK NO	AMOUNT	DISTR
MEDI 12/27/23	25-30-502		INS OTHER			1500.00
SIMBURGER, LEO		12/27/23		71341	145.24	
MEDI 12/27/23	25-30-501		INS DEDUCTIBLE			60.24
	25-30-502		INS OTHER			85.00
TEKLAB, INC		12/27/23		71342	120.60	
299899	51-42-657.1		WR LAB FEES			120.60
TOLAN, JOHN		12/27/23		71343	58.42	
11/26/23 OTPOT	01-11-890		AD OTHER IMPROVEMENTS			58.42
TROUT, MATTHEW		12/27/23		71344	597.90	
MEDI 12/12/23	25-30-501		INS DEDUCTIBLE			597.90
USA BLUEBOOK		12/27/23		71345	350.09	
INV00227080	52-43-657.1		SR LAB FEES			350.09
** TOTAL CHECKS ISSUED					40546.65	
TOTAL FOR REGULAR CHECKS:					40,546.65	
					- 368.00	
					<u>40,178.65</u>	

SYS DATE: 12/29/23
FROM: 11/29/23

Village of Freeburg
A / P B O A R D L I S T
REGISTER # 885
Friday December 29, 2023

SYS TIME: 10:48
[NB]

TO: 12/29/23

PAGE 1

PAYABLE TO INV NO	GL NO	CHECK DATE DESCRIPTION	CHECK NO	AMOUNT	DISTR
ADP - CHARGES 649206957		12/29/23	80001038	365.63	
	01-11-539	AD OTHER PROF SERVICES			91.40
	51-42-539	WR OTHER PROF SERVICES			91.41
	52-43-539	SR OTHER PROF SERVICES			91.41
	53-40-539	EL OTHER PROF SERVICES			91.41
** TOTAL CHECKS ISSUED				365.63	
TOTAL FOR REGULAR CHECKS:				0.00	
TOTAL FOR DIRECT PAY VENDORS:				365.63	

SYS DATE: 01/03/24
 FROM: 01/03/24

Village of Freeburg
 A / P B O A R D L I S T
 REGISTER # 886
 Wednesday January 3, 2024

SYS TIME: 11:03
 [NB]

TO: 02/03/24

PAGE 1

PAYABLE TO INV NO	GL NO	CHECK DATE	CHECK NO	DESCRIPTION	AMOUNT	DISTR
AFFORDABLE AUTOMOTIVE 1979 1980	01-21-513 01-21-513	01/03/24	71346	PD SERVICES, VEHICLE PD SERVICES, VEHICLE	125.26	65.33 59.93
AMANN, MATT MEDICAL 1/3/24	25-30-501	01/03/24	71347	INS DEDUCTIBLE	504.32	504.32
BREITWIESER, TREVOR MEAL 12/28/23	01-41-562 51-42-562 52-43-562 53-40-562	01/03/24	71348	ST TRAVEL EXPENSE WR TRAVEL EXPENSES SR TRAVEL EXPENSES EL TRAVEL EXPENSES	8.50	.42 2.98 2.98 2.12
CHRIST BROS. PRODUCTS LLC 12001	01-41-614	01/03/24	71349	ST SUPPLIES, STREET	612.75	612.75
CIVICPLUS LLC 283991	01-11-538	01/03/24	71350	AD CODE CODIFICATION	1295.00	1295.00
DEAN'S CLEANING SERVICES DECEMBER 23	01-11-539 01-21-539	01/03/24	71351	AD OTHER PROF SERVICES PD OTHER PROF SERVICES	460.00	230.00 230.00
EQUIPMENT SERVICE CO., IN 41467	13-44-844.1	01/03/24	71352	GA EQUIPMENT-LEAF/LIMB	2076.86	2076.86
FREEBURG TOWNSHIP DEC 23	01-41-571	01/03/24	71353	ST UTILITIES	23.10	23.10
FSH WATER COMMISSION FSH20240102	51-42-575	01/03/24	71354	WR WATER PURCHASES	14771.02	14771.02
JENKINS, ROBERT MEAL 12/28/23	01-41-562 51-42-562 52-43-562 53-40-562	01/03/24	71355	ST TRAVEL EXPENSE WR TRAVEL EXPENSES SR TRAVEL EXPENSES EL TRAVEL EXPENSES	8.50	2.55 3.40 1.28 1.27
KRAMPER, JANE MEDICAL 1/3/24	25-30-501	01/03/24	71356	INS DEDUCTIBLE	50.00	50.00
KRAUSS SHANE MEDICAL 1/3/24	25-30-501	01/03/24	71357	INS DEDUCTIBLE	85.84	85.84
LANNERT, BRADLEY MEAL 12/28/23	01-41-562	01/03/24	71358	ST TRAVEL EXPENSE	8.50	.42

SYS DATE: 01/03/24
FROM: 01/03/24

Village of Freeburg
A / P B O A R D L I S T
REGISTER # 886
Wednesday January 3, 2024

SYS TIME: 11:03
[NB]

TO: 02/03/24

PAGE 2

PAYABLE TO INV NO	GL NO	CHECK DATE	CHECK NO	DESCRIPTION	AMOUNT	DISTR
	51-42-562			WR TRAVEL EXPENSES		2.98
	52-43-562			SR TRAVEL EXPENSES		2.98
	53-40-562			EL TRAVEL EXPENSES		2.12
MARCO TECHNOLOGIES LLC INV12005728	01-11-539	01/03/24	71359	AD OTHER PROF SERVICES	207.50	51.87
	51-42-539			WR OTHER PROF SERVICES		51.87
	52-43-539			SR OTHER PROF SERVICES		51.88
	53-40-539			EL OTHER PROF SERVICES		51.88
MAY, BILL MEAL 12/28/23	01-41-562	01/03/24	71360	ST TRAVEL EXPENSE	8.50	3.40
	51-42-562			WR TRAVEL EXPENSES		2.55
	52-43-562			SR TRAVEL EXPENSES		1.28
	53-40-562			EL TRAVEL EXPENSES		1.27
MCDONALD, ERIC MEAL 12/28/23	01-41-562	01/03/24	71361	ST TRAVEL EXPENSE	8.50	.42
	51-42-562			WR TRAVEL EXPENSES		2.98
	52-43-562			SR TRAVEL EXPENSES		2.98
	53-40-562			EL TRAVEL EXPENSES		2.12
MOHR, JEFF MEDICAL 1/3/24	25-30-501	01/03/24	71362	INS DEDUCTIBLE	280.80	50.42
	51-42-534.1			WR MEDICAL/RETIRES		76.79
	52-43-534.1			SR MEDICAL/REITRES		76.80
	53-40-534.1			EL MEDICAL/RETIRES		76.79
MCDONALD, TONY MEAL 12/28/23	01-41-562	01/03/24	71363	ST TRAVEL EXPENSE	8.50	3.40
	51-42-562			WR TRAVEL EXPENSES		2.55
	52-43-562			SR TRAVEL EXPENSES		1.28
	53-40-562			EL TRAVEL EXPENSES		1.27
SCHAEFER, CORY MEAL 12/28/23	01-41-562	01/03/24	71364	ST TRAVEL EXPENSE	8.50	3.40
	51-42-562			WR TRAVEL EXPENSES		2.55
	52-43-562			SR TRAVEL EXPENSES		1.28
	53-40-562			EL TRAVEL EXPENSES		1.27
SCHUTZENHOFER, MICHAEL MEDICAL 1/3/24	25-30-501	01/03/24	71365	INS DEDUCTIBLE	77.32	77.32
TEKLAB, INC 299937	52-43-657.1	01/03/24	71366	SR LAB FEES	141.00	141.00
TROUT, MATTHEW		01/03/24	71367		4806.08	

SYS DATE: 01/03/24
FROM: 01/03/24

Village of Freeburg
A / P B O A R D L I S T
REGISTER # 886
Wednesday January 3, 2024

SYS TIME: 11:03
[NB]

TO: 02/03/24

PAGE 3

PAYABLE TO INV NO	GL NO	CHECK DATE DESCRIPTION	CHECK NO	AMOUNT	DISTR
MEDICAL 1/3/24	25-30-502	INS OTHER			4806.08
** TOTAL CHECKS ISSUED				25576.35	
TOTAL FOR REGULAR CHECKS:				25,576.35	

SYS DATE: 01/05/24
FROM: 01/05/24

Village of Freeburg
A / P B O A R D L I S T
REGISTER # 887
Friday January 5, 2024

SYS TIME: 10:43
[NB]

TO: 02/05/24

PAGE 1

PAYABLE TO INV NO	GL NO	CHECK DATE	CHECK NO	DESCRIPTION	AMOUNT	DISTR
----------------------	-------	------------	----------	-------------	--------	-------

CITIZENS- PAYROLL #1-2024		01/05/24	80001039		67766.58	
	01-00-215			PR W/H FICA		7349.39-
	01-00-216			PR W/H RETIREMENT		6264.02-
	01-00-213			PR W/H FIT		10027.80-
	01-00-214			PR W/H SIT		4565.87-
	01-21-421			PD REGULAR SALARIES		28395.99
	01-21-422			PD OVERTIME		1052.28
	01-21-423			PD HOLIDAY OVERTIME		8276.74
	01-21-426			PD LONGEVITY/EDUCATION		265.42
	01-21-427			PD PUBLIC SAFETY STIPEND		500.00
	01-00-193			EXCHANGE - EMPLOYEE CELL PHONES		97.02-
	01-11-431			AD ELECTED SALARIES		2636.53
	01-11-421			AD REGULAR SALARIES		2424.74
	01-11-423			AD OVERTIME		21.25
	01-16-421			ZO REGULAR SALARIES		2096.16
	01-41-421			ST REGULAR SALARIES		5546.17
	01-41-422			ST TEMPORARY SALARIES		297.50
	01-41-423			ST OVERTIME		269.77
	12-23-421			ES REGULAR SALARIES		98.56
	01-00-110			CASH - GENERAL		98.56
	12-00-110			CASH - ESDA		98.56-
	51-42-421			WR REGULAR SALARIES		10253.83
	51-42-422			WR TEMP SALARIES		297.50
	51-42-423			WR OVERTIME		687.12
	01-00-110			CASH - GENERAL		11238.45
	51-00-110			CASH - WATER		11238.45-
	52-43-421			SR REGULAR SALARIES		8235.39
	52-43-423			SR OVERTIME		569.37
	52-43-422			SR TEMP SALARIES		297.50
	01-00-110			CASH - GENERAL		9102.26
	52-00-110			CASH - SEWER		9102.26-
	53-40-421			EL REGULAR SALARIES		23024.15
	53-40-422			EL TEMP SALARIES		297.50
	53-40-423			EL OVERTIME		527.21
	01-00-110			CASH - GENERAL		23848.86
	53-00-110			CASH - ELECTRIC		23848.86-

CITIZENS - PAYROLL TAXES #1-2024		01/05/24	80001040		30058.19	
	01-00-215			PR W/H FICA		7349.39
	01-00-213			PR W/H FIT		10027.80
	01-00-214			PR W/H SIT		4565.87
	01-21-453			PD UNEMPLOYMENT INSURANCE		299.53
	01-21-461			PD SOCIAL SECURITY		2944.53
	01-11-461			AD SOCIAL SECURITY		201.68
	01-11-453			AD UNEMPLOYMENT INSURANCE		20.62
	01-11-461			AD SOCIAL SECURITY		187.10

SYS DATE: 01/05/24
 FROM: 01/05/24

Village of Freeburg
 A / P B O A R D L I S T
 REGISTER # 887
 Friday January 5, 2024

SYS TIME: 10:43
 [NB]

TO: 02/05/24

PAGE 2

PAYABLE TO INV NO	GL NO	CHECK DATE	CHECK NO	DESCRIPTION	AMOUNT	DISTR
	01-16-453			ZO UNEMPLOYMENT INSURANCE	17.82	
	01-16-461			ZO SOCIAL SECURITY	160.36	
	01-41-453			ST UNEMPLOYMENT INSURANCE	51.96	
	01-41-461			ST SOCIAL SECURITY	467.68	
	12-23-461			ES SOCIAL SECURITY	7.54	
	01-00-110			CASH - GENERAL	7.54	
	12-00-110			CASH - ESDA	7.54-	
	51-42-453			WR UNEMPLOYMENT INSURANCE	95.53	
	51-42-461			WR SOCIAL SECURITY	859.74	
	01-00-110			CASH - GENERAL	955.27	
	51-00-110			CASH - WATER	955.27-	
	52-43-453			SR UNEMPLOYMENT INSURANCE	77.38	
	52-43-461			SR SOCIAL SECURITY	696.32	
	01-00-110			CASH - GENERAL	773.70	
	52-00-110			CASH - SEWER	773.70-	
	53-40-453			EL UNEMPLOYMENT INSURANCE	202.90	
	53-40-461			EL SOCIAL SECURITY	1824.44	
	01-00-110			CASH - GENERAL	2027.34	
	53-00-110			CASH - ELECTRIC	2027.34-	
REGIONS COMMERICAL	BANKCARD	01/05/24	80001041		4378.41	
3614 NOV-DEC 23	01-11-539			AD OTHER PROF SERVICES	13.80	
	01-11-651			AD OFFICE SUPPLIES	69.01	
	01-21-651			PD OFFICE SUPPLIES	395.48	
	51-42-651			WR OFFICE SUPPLIES	69.04	
	52-43-651			SR OFFICE SUPPLIES	69.04	
	53-40-562			EL TRAVEL EXPENSES	685.62	
	53-40-651			EL OFFICE SUPPLIES	69.05	
4509 NOV-DEC	01-41-593			ST RENTALS	368.00	
	01-41-614			ST SUPPLIES, STREET	89.88	
6162 NOV-DEC 23	01-21-471			PD UNIFORM	26.37	
	01-21-471			PD UNIFORM	103.28	
	01-21-471			PD UNIFORM	61.57	
	01-21-563			PD TRAINING	91.59	
	01-21-539			PD OTHER PROF SERVICES	600.00	
	01-21-651			PD OFFICE SUPPLIES	49.02	
	01-21-651			PD OFFICE SUPPLIES	41.96	
6262 NOV-DEC 23	53-40-611			EL SUPPLIES, BUILDING	6.59	
	53-40-833			EL CHRISTMAS LIGHTS	246.78	
7795 NOV-DEC 23	01-11-913			AD COMMUNITY RELATIONS	1058.34	
	01-16-539			ZO OTHER PROF SERVICES	15.99	
9358 NOV-DEC 23	52-43-619			SR SUPPLIES, OTHER	248.00	
STANDARD INS CO		01/05/24	80001042		252.38	
DEC-23	25-30-500			INS PREMUIM	252.38	
UHS PREMIUM BILLING		01/05/24	80001043		52244.93	

SYS DATE: 01/05/24
FROM: 01/05/24

Village of Freeburg
A / P B O A R D L I S T
REGISTER # 887
Friday January 5, 2024

SYS TIME: 10:43
[NB]

TO: 02/05/24

PAGE 3

PAYABLE TO INV NO	GL NO	CHECK DATE	DESCRIPTION	CHECK NO	AMOUNT	DISTR
817227739777	01-00-151		DUE FROM EMPLOYEE INSURANCE			4585.13
	01-21-451		PD HEALTH INSURANCE			651.29
	25-30-500		INS PREMUIM			47008.51
VILLAGE OF FRG UTILITIES DEC 23		01/05/24		80001044	4625.90	
	01-11-571		AD UTILITIES			765.26
	01-21-571		PD UTILITIES			765.26
	01-41-571		ST UTILITIES			162.88
	51-42-571		WR UTILITIES			430.70
	52-43-571		SR UTILITIES			1633.14
	53-40-571		EL UTILITIES			868.66
WATTS COPY SYSTEMS INC 35506461		01/05/24		80001045	490.27	
	01-11-512		AD SERVICES, EQUIPMT			61.29
	01-21-512		PD SERVICES, EQUIPMT			98.05
	51-42-512		WR SERVICES, EQUIPMT			93.97
	52-43-512		SR SERVICES, EQUIPMT			93.97
	53-40-512		EL SERVICES, EQUIPMT			93.97
	01-16-652		ZO OPERATING EXPENSE			49.02
** TOTAL CHECKS ISSUED					159816.66	
TOTAL FOR REGULAR CHECKS:					0.00	
TOTAL FOR DIRECT PAY VENDORS:					159,816.66	

SYS DATE: 01/10/24
 FROM: 01/10/24

Village of Freeburg
 A / P B O A R D L I S T
 REGISTER # 888
 Wednesday January 10, 2024

SYS TIME: 09:58
 [NB]

TO: 02/10/24

PAGE 1

PAYABLE TO INV NO	GL NO	CHECK DATE	CHECK NO	DESCRIPTION	AMOUNT	DISTR
AGRICYCLE INC INV102609	01-41-539	01/10/24	71368	ST OTHER PROF SERVICES	10900.00	10900.00
AMANN, MATT MEDICAL 1/10/24	25-30-501 25-30-502	01/10/24	71369	INS DEDUCTIBLE INS OTHER	648.73	176.39 472.34
ANIXTER INC 5913923-00	53-40-615	01/10/24	71370	EL SUPPL, INFRASTRUCTURE	884.25	884.25
CED/FROST ELECTRICAL S4603882.001	SUPPLY C01/10/24 53-40-611	01/10/24	71371	EL SUPPLIES, BUILDING	120.30	120.30
DAVE SCHMIDT TRK SERVICE 101329 101358	53-40-513 53-40-513	01/10/24	71372	EL SERVICES, VEHICLES EL SERVICES, VEHICLES	5448.42	3071.42 2377.00
DUMSTORFF, DREW MEDICAL 1/10/24	25-30-501	01/10/24	71373	INS DEDUCTIBLE	170.00	170.00
ELDEN, ROBERT MEDI24 1/10/24	51-42-534.1 52-43-534.1 53-40-534.1	01/10/24	71374	WR MEDICAL/RETIRES SR MEDICAL/RETIRES EL MEDICAL/RETIRES	273.56	58.73 58.73 117.46
MEDICAL 1/10/24	51-42-534.1 52-43-534.1 53-40-534.1			WR MEDICAL/RETIRES SR MEDICAL/RETIRES EL MEDICAL/RETIRES		9.66 9.66 19.32
FASTENAL COMPANY ILBEL 158938 ILBEL 158950	53-40-620 53-40-620	01/10/24	71375	EL POWER PLANT PARTS EL POWER PLANT PARTS	101.27	48.64 52.63
FREEBURG COUNTRY MART DEC 23	51-42-619 53-40-563	01/10/24	71376	WR SUPPLIES, OTHER EL TRAINING	97.12	20.68 76.44
FREEBURG PRINTING & PUBLISHIN 123849 123889	01-11-913 13-44-652 51-42-619 52-43-619 53-40-652	01/10/24	71377	AD COMMUNITY RELATIONS GA BILL PRINTING /OP SUPPLIES WR SUPPLIES, OTHER SR SUPPLIES, OTHER EL OPERATING SUPPLIES	1338.26	923.26 61.75 61.75 61.75 61.75
123917	13-44-652 51-42-619 52-43-619 53-40-652			GA BILL PRINTING /OP SUPPLIES WR SUPPLIES, OTHER SR SUPPLIES, OTHER EL OPERATING SUPPLIES		42.00 42.00 42.00 42.00

SYS DATE: 01/10/24
FROM: 01/10/24

Village of Freeburg
A / P B O A R D L I S T
REGISTER # 888
Wednesday January 10, 2024

SYS TIME: 09:58
[NB]

TO: 02/10/24

PAGE 2

PAYABLE TO INV NO	GL NO	CHECK DATE	DESCRIPTION	CHECK NO	AMOUNT	DISTR
GALLS, INC 26659352		01/10/24		71378	321.94	
	01-21-471		PD UNIFORM			105.98
	01-21-471		PD UNIFORM			165.98
	01-21-471		PD UNIFORM			49.98
GREEN MILL SERVICE STATION 128736 128809		01/10/24		71379	1553.55	
	13-44-844.1		GA EQUIPMENT-LEAF/LIMB			831.40
	01-41-513		ST SERVICES, VEHICLE			722.15
INTERNATIONAL ASSOCIATION M24-36071		01/10/24		71380	65.00	
	01-21-561		PD DUES			65.00
JM TEST SYSTEMS, LLC S844055-IN		01/10/24		71381	170.00	
	53-40-539		EL OTHER PROF SERVICES			170.00
KRAUSS SHANE DEC 23		01/10/24		71382	164.49	
	51-42-471		WR UNIFORM RENTAL			38.33
	52-43-471		SR UNIFORM RENTAL			38.33
	53-40-471		EL UNIFORM RENTAL			38.33
MEDICAL 1/10/24	25-30-501		INS DEDUCTIBLE			49.50
LEON UNIFORM COMPANY, INC 601298		01/10/24		71383	68.00	
	01-21-471		PD UNIFORM			68.00
LIESE LUMBER CO., INC 2768339 2768502 2768679 2768738 2768857		01/10/24		71384	3771.28	
	52-43-880		SR NEW SEWER PLANT			73.20
	52-43-880		SR NEW SEWER PLANT			3445.98
	52-43-880		SR NEW SEWER PLANT			120.50
	52-43-880		SR NEW SEWER PLANT			61.60
	52-43-880		SR NEW SEWER PLANT			70.00
MAJOR CASE SQUAD OF GREATER 2024 MEMBERSHIP		01/10/24		71385	75.00	
	01-21-561		PD DUES			75.00
MICK'S AUTO REPAIR INC 87827		01/10/24		71386	130.50	
	01-41-513		ST SERVICES, VEHICLE			130.50
NAPA AUTO TIRE & PARTS DEC 23		01/10/24		71387	164.92	
	01-41-612		ST SUPPLIES, EQUIPMT			111.48
	01-41-659		ST OTHER GEN SUPPLIES			53.44
NUDEAL OIL COMPANY 103634		01/10/24		71388	35.00	
	01-21-513		PD SERVICES, VEHICLE			35.00
PERRINE, JAMES MEDICAL 1/10/24		01/10/24		71389	172.55	
	25-30-501		INS DEDUCTIBLE			172.55

SYS DATE: 01/10/24
 FROM: 01/10/24

Village of Freeburg
 A / P B O A R D L I S T
 REGISTER # 888
 Wednesday January 10, 2024

SYS TIME: 09:58
 [NB]

TO: 02/10/24

PAGE 3

PAYABLE TO INV NO	GL NO	CHECK DATE	CHECK NO	DESCRIPTION	AMOUNT	DISTR
PETTY CASH TRAINING TIP 23	01-21-563	01/10/24	71390	PD TRAINING	20.00	20.00
PIERCE, DEBBIE MEDICAL 1/10/24	01-11-534.1 51-42-534.1 52-43-534.1 53-40-534.1	01/10/24	71391	AD MEDICAL/RETIRES WR MEDICAL/RETIRES SR MEDICAL/RETIRES EL MEDICAL/RETIRES	450.55	112.63 112.64 112.64 112.64
POLSON, JULIE CRTHS 1/5/23	01-11-559 01-11-562	01/10/24	71392	AD RECORDING FEES AD TRAVEL EXPENSE	38.00	33.00 5.00
SALLMAN, MAX 1/7/24 UNIFORM MEDICAL 1/10/24	51-42-471 52-43-471 53-40-471 25-30-501 25-30-502	01/10/24	71393	WR UNIFORM RENTAL SR UNIFORM RENTAL EL UNIFORM RENTAL INS DEDUCTIBLE INS OTHER	682.64	50.44 50.44 50.45 5.63 525.68
SCHUTZENHOFER, MICHAEL MEDICAL 1/10/24	25-30-501	01/10/24	71394	INS DEDUCTIBLE	65.63	65.63
SIMBURGER, LEO MEDICAL 1/10/24	25-30-501	01/10/24	71395	INS DEDUCTIBLE	81.17	81.17
ST CLAIR COUNTY BUILDING & 2023-1441 2023-1467 2023-1479	01-16-535 01-16-535 01-16-535	01/10/24	71396	ZO COUNTY INSPECTIONS ZO COUNTY INSPECTIONS ZO COUNTY INSPECTIONS	1168.00	50.00 960.50 157.50
TEKLAB, INC 300035	52-43-657.1	01/10/24	71397	SR LAB FEES	479.90	479.90
UNVERFERTH, DAVE MEDICAL 1/10/24	01-21-534.1	01/10/24	71398	PD MEDICAL/RETIRES	5616.41	5616.41
USA BLUEBOOK INV00236020	52-43-657	01/10/24	71399	SR LAB SUPPLIES	741.60	741.60
VIPOWER SERVICES 1422	52-43-880	01/10/24	71400	SR NEW SEWER PLANT	2989.26	2989.26
WEILMUNSTER KECK 2706	BROWN, P. 01-11-533 01-16-533	01/10/24	71401	AD LEGAL ZO LEGAL	7692.30	2234.93 1949.85

SYS DATE: 01/10/24
FROM: 01/10/24

Village of Freeburg
A / P B O A R D L I S T
REGISTER # 888
Wednesday January 10, 2024

SYS TIME: 09:58
[NB]

TO: 02/10/24

PAGE 4

PAYABLE TO INV NO	GL NO	CHECK DATE	CHECK NO	DESCRIPTION	AMOUNT	DISTR
	01-21-533			PD LEGAL		2979.90
	01-41-533			ST LEGAL		288.23
	51-42-533			WR LEGAL		79.80
	52-43-533			SR LEGAL		79.80
	53-40-533			EL LEGAL		79.79
WISSEHR ELECTRICAL CONTRACTOR 31022	01-00-195	01/10/24	71402	EXCHANGE	383.00	383.00
WOLF, LAURA MEDICAL 1/10/24	25-30-501	01/10/24	71403	INS DEDUCTIBLE	17.10	17.10
** TOTAL CHECKS ISSUED					47099.70	
TOTAL FOR REGULAR CHECKS:					47,099.70	

SYS DATE: 01/11/24
FROM: 01/11/24

Village of Freeburg
A / P B O A R D L I S T
REGISTER # 889
Thursday January 11, 2024

SYS TIME: 13:10
[NB]

TO: 02/11/24

PAGE 1

PAYABLE TO INV NO	GL NO	CHECK DATE	CHECK NO	DESCRIPTION	AMOUNT	DISTR
ADP - CHARGES 650347179		01/11/24	80001046		196.44	
	01-11-539			AD OTHER PROF SERVICES		49.11
	51-42-539			WR OTHER PROF SERVICES		49.11
	52-43-539			SR OTHER PROF SERVICES		49.11
	53-40-539			EL OTHER PROF SERVICES		49.11
ILL DEPT OF REVENUE ILDEPTREV240110		01/11/24	80001047		8236.39	
	53-00-219.2			ACCRUED UTILITY TAX		8236.39
LUBY EQUIPMENT SERVICES PSO02159-1		01/11/24	80001048		197.68	
	01-41-612			ST SUPPLIES, EQUIPMT		197.68
O'REILLY AUTOMOTIVE, INC DEC 23		01/11/24	80001049		82.04	
	01-21-613			PD SUPPLIES, VEHICLE		11.26
	53-40-611			EL SUPPLIES, BUILDING		26.92
	53-40-612			EL SUPPLIES, EQUIPMT		4.67
	53-40-652			EL OPERATING SUPPLIES		39.19
ST CLAIR SERVICE COMPANY 686250 DYED		01/11/24	80001050		2745.36	
	01-41-655			ST AUTO FUEL/OIL		81.88
	51-42-655			WR AUTO FUEL/OIL		81.88
	52-43-655			SR AUTO FUEL/OIL		81.89
	53-40-655			EL AUTO FUEL/OIL		81.89
686251 CLEAR	01-41-655			ST AUTO FUEL/OIL		188.29
	51-42-655			WR AUTO FUEL/OIL		188.29
	52-43-655			SR AUTO FUEL/OIL		188.29
	53-40-655			EL AUTO FUEL/OIL		188.30
686315 DYED	01-41-655			ST AUTO FUEL/OIL		185.44
	51-42-655			WR AUTO FUEL/OIL		185.44
	52-43-655			SR AUTO FUEL/OIL		185.44
	53-40-655			EL AUTO FUEL/OIL		185.44
686316 CLEAR	01-41-655			ST AUTO FUEL/OIL		230.72
	51-42-655			WR AUTO FUEL/OIL		230.72
	52-43-655			SR AUTO FUEL/OIL		230.72
	53-40-655			EL AUTO FUEL/OIL		230.73
WASTE MANAGEMENT OF ST LOUIS 8712324-2052-5		01/11/24	80001051		22712.61	
	13-44-573			GA GARBAGE DISPOSAL		22712.61
** TOTAL CHECKS ISSUED					34170.52	
TOTAL FOR REGULAR CHECKS:					0.00	
TOTAL FOR DIRECT PAY VENDORS:					34,170.52	

SYS DATE: 01/17/24
 FROM: 01/17/24

Village of Freeburg
 A / P B O A R D L I S T
 REGISTER # 890
 Wednesday January 17, 2024

SYS TIME: 09:20
 [NB]

TO: 02/17/24

PAGE 1

PAYABLE TO INV NO	GL NO	CHECK DATE	DESCRIPTION	CHECK NO	AMOUNT	DISTR
AMWINS GROUP BENEFITS, INC 8180020	01-00-151	01/17/24	DUE FROM EMPLOYEE INSURANCE	71404	939.25	939.25
ANIXTER INC 5913923-02	53-40-615	01/17/24	EL SUPPL, INFRASTRUCTURE	71405	218.00	218.00
BOEVING, JOEL JAN 24 MEDICAL 1/17/24	01-21-670 25-30-501	01/17/24	PD POLICE CANINE INS DEDUCTIBLE	71406	217.61	128.98 88.63
CINTAS FIRE 0D65677363	52-43-539	01/17/24	SR OTHER PROF SERVICES	71407	2258.63	2258.63
COGENT 5583205	52-43-852	01/17/24	SR LIFT STA REP.	71408	1307.50	1307.50
EQUIPMENT SERVICE CO., IN 41492 41493	01-41-513 01-41-513	01/17/24	ST SERVICES, VEHICLE ST SERVICES, VEHICLE	71409	1671.44	1432.68 238.76
FREEBURG CHAMBER 2024 DUES	01-11-561	01/17/24	AD DUES	71410	150.00	150.00
FREEBURG PRINTING & PUBLISHING 123897	01-21-553	01/17/24	PD PUBLISHING, ADVERTMT	71411	67.50	67.50
FSH WATER COMMISSION 1136894	51-42-575	01/17/24	WR WATER PURCHASES	71412	28833.60	28833.60
JENKINS, ROBERT 1/5/24 MEALS	01-41-562 51-42-562 52-43-562 53-40-562	01/17/24	ST TRAVEL EXPENSE WR TRAVEL EXPENSES SR TRAVEL EXPENSES EL TRAVEL EXPENSES	71413	8.50	2.55 3.40 1.28 1.27
LEON UNIFORM COMPANY, INC 597531	01-21-833 01-21-833	01/17/24	PD PROTECTIVE VESTS PD PROTECTIVE VESTS	71414	1105.00	825.00 280.00
PERRINE, JAMES MEDICAL 1/17/24 MEDICAL 23 1/17	25-30-501 25-30-501	01/17/24	INS DEDUCTIBLE INS DEDUCTIBLE	71415	182.87	181.33 1.54
PIERCE, DEBBIE MEDICAL 1/17/24	01-11-534.1 51-42-534.1 52-43-534.1 53-40-534.1	01/17/24	AD MEDICAL/RETIRES WR MEDICAL/RETIRES SR MEDICAL/RETIRES EL MEDICAL/RETIRES	71416	1187.26	170.26 170.26 170.27 170.27
MEDICAL23 1/17	01-11-534.1 51-42-534.1 52-43-534.1 53-40-534.1		AD MEDICAL/RETIRES WR MEDICAL/RETIRES SR MEDICAL/RETIRES EL MEDICAL/RETIRES			126.55 126.55 126.55 126.55
POINTE PEST CONTROL 661605	01-11-519 01-21-539	01/17/24	AD SERVICES, OTHER PD OTHER PROF SERVICES	71417	69.00	34.50 34.50
PRUETT, TIM MEDICAL 1/17/24	25-30-502	01/17/24	INS OTHER	71418	279.44	279.44

SYS DATE: 01/17/24
FROM: 01/17/24

Village of Freeburg
A / P B O A R D L I S T
REGISTER # 890
Wednesday January 17, 2024

SYS TIME: 09:20
[NB]

TO: 02/17/24

PAGE 2

PAYABLE TO INV NO	GL NO	CHECK DATE	DESCRIPTION	CHECK NO	AMOUNT	DISTR
SALLMAN, MAX 1/5/24 MEAL		01/17/24		71419	8.50	
	01-41-562		ST TRAVEL EXPENSE			2.12
	51-42-562		WR TRAVEL EXPENSES			2.13
	52-43-562		SR TRAVEL EXPENSES			2.12
	53-40-562		EL TRAVEL EXPENSES			2.13
SWICOM JAN 24		01/17/24		71420	105.00	
	01-11-561		AD DUES			26.25
	51-42-561		WR DUES			26.25
	52-43-561		SR DUES			26.25
	53-40-561		EL DUES			26.25
UNITED SYSTEMS & SOFTWARE, 103609		01/17/24		71421	44.20	
	51-42-843		WR RADIO READ METERS			14.73
	52-43-539		SR OTHER PROF SERVICES			14.74
	53-40-539		EL OTHER PROF SERVICES			14.73
USA BLUEBOOK INV00245119		01/17/24		71422	138.21	
	52-43-657		SR LAB SUPPLIES			138.21
** TOTAL CHECKS ISSUED					38791.51	
TOTAL FOR REGULAR CHECKS:					38,791.51	

SYS DATE 011024
 [GIT]
 DATE 01/08/24

Village of Freeburg
 G / L I N V E S T M E N T R E G I S T E R
 Monday January 8, 2024

SYS TIME 11:54

INVESTMENT NUMBER	PURCHASE DATE	MATURITY DATE	ACCOUNT NUMBER	PRINCIPAL	INTEREST RATE	INVESTMENT PERIOD	EXPECTED INTEREST	PRINCIPAL PAID BACK	INTEREST RECEIVED	TOTAL DUE
01-001 CD# 33934237 CITIZENS	09/30/22	08/30/27	01-00-116 INVESTMENT-CERT. OF DEPOSIT	22400.00	3.5000	5 (Y)	.00	.00	26320.00	
01-002 CD# 33934238 CITIZENS	09/30/22	08/30/27	01-00-116 INVESTMENT-CERT. OF DEPOSIT	69000.00	3.5000	5 (Y)	.00	.00	81075.00	
01-003 CD# 43729828 CITIZENS	09/30/22	08/30/27	01-00-116 INVESTMENT-CERT. OF DEPOSIT	55000.00	3.5000	5 (Y)	.00	.00	64625.00	
01-004 CD# 44452935 CITIZENS	12/15/22	12/15/27	01-00-116 INVESTMENT-CERT. OF DEPOSIT	465000.00	4.2500	5 (Y)	.00	.00	563812.50	
01-005 CD# 33934239 CITIZENS	10/03/23	05/03/24	01-00-116 INVESTMENT-CERT. OF DEPOSIT	300000.00	5.0000	7 (M)	.00	.00	308750.00	
25-001 CD# 58762116 CITIZENS	10/03/23	05/03/24	25-00-116 INVESTMENT-CERTIFICATE OF DEPOSIT	200000.00	5.0000	7 (M)	.00	.00	205833.33	
51-003 CD# 43729826 CITIZENS	10/03/18	10/03/28	51-00-116 INVESTMENT - CERT OF DEPOSIT	60000.00	3.2500	10 (Y)	.00	.00	79500.00	
51-006 CD# 43729827 CITIZENS	09/30/22	08/30/27	51-00-116 INVESTMENT - CERT OF DEPOSIT	15100.00	3.5000	5 (Y)	.00	.00	17742.50	
51-007 CD#51335018 CITIZENS	08/29/23	08/29/28	51-00-116.1 INVESTMENT - CD DEP/CAP RES	204620.50	3.1500	5 (Y)	.00	.00	236848.22	
52-001 CD# 39857831 CITIZENS	10/03/23	05/03/24	52-00-116 INVESTMENT - CERT OF DEPOSIT	500000.00	5.0000	7 (M)	.00	.00	514583.33	
52-003 CD# 39857828 CITIZENS	10/03/18	10/03/28	52-00-116 INVESTMENT - CERT OF DEPOSIT	40000.00	3.2500	10 (Y)	.00	.00	53000.00	
52-004 CD# 39857829 CITIZENS	09/30/22	08/30/27	52-00-116 INVESTMENT - CERT OF DEPOSIT	52500.00	3.5000	5 (Y)	.00	.00	61687.50	
52-005 CD# 39857830 CITIZENS	12/15/22	12/15/27	52-00-116 INVESTMENT - CERT OF DEPOSIT	49000.00	4.2500	5 (Y)	.00	.00	59412.50	

SYS DATE 011024
 [GIT]
 DATE 01/08/24

Village of Freeburg
 G / L I N V E S T M E N T R E G I S T E R
 Monday January 8, 2024

SYS TIME 11:54

INVESTMENT NUMBER	PURCHASE DATE	MATURITY DATE	ACCOUNT NUMBER	PRINCIPAL	INTEREST RATE	INVESTMENT PERIOD	EXPECTED INTEREST	PRINCIPAL PAID BACK	INTEREST RECEIVED	TOTAL DUE
52-006 CD# 53473017 CITIZENS	12/15/22	12/15/27	52-00-116 INVESTMENT - CERT OF DEPOSIT	23000.00	4.2500	5 (Y)	.00	.00	27887.50	
53-003 CD# 44452930 CITIZENS	10/03/18	10/03/28	53-00-116 INVESTMENT - CERT OF DEPOSIT	280000.00	3.2500	10 (Y)	.00	.00	371000.00	
53-004 CD# 44452932 CITIZENS	08/09/19	08/09/24	53-00-116 INVESTMENT - CERT OF DEPOSIT	50000.00	2.6500	5 (Y)	.00	.00	56625.00	
53-006 CD# 44452931 CITIZENS	06/10/19	06/10/24	53-00-116 INVESTMENT - CERT OF DEPOSIT	350000.00	2.7800	5 (Y)	.00	.00	398650.00	
53-007 CD# 44452933 CITIZENS	08/09/22	07/09/26	53-00-116 INVESTMENT - CERT OF DEPOSIT	105268.86	3.0000	4 (Y)	.00	.00	117901.12	
53-008 CD# 44452934 CITIZENS	09/30/22	08/30/27	53-00-116 INVESTMENT - CERT OF DEPOSIT	506000.00	3.5000	5 (Y)	.00	.00	594550.00	
53-009 CD# 33933433 CITIZENS	12/15/22	12/15/27	53-00-116 INVESTMENT - CERT OF DEPOSIT	64000.00	4.2500	5 (Y)	.00	.00	77600.00	
20 INVESTMENTS		TOTALS:		3410889.36			506514.14	.00	.00	3917403.50

Investment Portfolio Pledged Securities
 Citizens Community Bank
 Mascoutah, IL

InTrader (pledged)
 Last: 11/30/2023
 As-of: 12/31/2023
 8511 44002200

Sec ID Loc	Ticket	Security Description Line 1 Security Description Line 2	Satekeeping Agent Rate	Maturity	Grp	Original Face \$ Par/Curr Face	Moody	Priced Pledged	Book Value Market Value
PLEGDED TO: vge VILLAGE									
3130ALZ64	CSB 207047970	FEDERAL HOME LOAN BANK FHLB CALLABLE 04/21/22 Pledge Description: VILLAGE OF FREEBURG	Commerce Bank 2.47	04/21/2036	03a	200,000.00 AA+		12/26/2023 06/30/2022	200,000.00 154,880.15
3130ALZ64	CSB 207047970	FEDERAL HOME LOAN BANK FHLB CALLABLE 04/21/22 Pledge Description: VILLAGE OF FREEBURG	Commerce Bank 2.47	04/21/2036	03a	50,000.00 AA+ 50,000.00 Aaa		12/26/2023 10/07/2021	50,000.00 38,720.04
3130AMAR3	CSB 207047996	FEDERAL HOME LOAN BANK FHLB CALLABLE 05/06/22 Pledge Description: VILLAGE OF FREEBURG	Commerce Bank 2.74	05/06/2041	03a	100,000.00 AA+ 100,000.00 Aaa		12/26/2023 05/13/2021	100,000.00 73,713.29
3130ANAP2	CSB 207048347	FEDERAL HOME LOAN BANK CALLABLE 10/14/21 0 Pledge Description: VILLAGE OF FREEBURG	Commerce Bank 1.47	07/14/2028	03a	1,000.00 AA+ 1,000.00 Aaa		12/26/2023 08/28/2023	1,000.00 889.48
3130ANAP2	CSB 207048347	FEDERAL HOME LOAN BANK CALLABLE 10/14/21 0 Pledge Description: VILLAGE OF FREEBURG	Commerce Bank 1.47	07/14/2028	03a	210,000.00 AA+ 210,000.00 Aaa		12/26/2023 07/14/2021	210,000.00 186,789.97
3130ANFE5	CSB 207048418	FEDERAL HOME LOAN BANK CALLABLE 02/04/22 0 Pledge Description: VILLAGE OF FREEBURG	Commerce Bank 1.3	08/04/2028	03a	200,000.00 NR 200,000.00 Aaa		12/26/2023 08/16/2021	200,000.00 175,961.53
3130APKG9	CSB 207048717	FEDERAL HOME LOAN BANK CALLABLE 04/28/22 Q Pledge Description: VILLAGE OF FREEBURG	Commerce Bank 1.32	10/28/2027	03a	2,000,000.00 AA+ 2,000,000.00 Aaa		12/26/2023 10/28/2021	2,000,000.00 1,799,338.04
3130AQZ48	CSB 207049149	FEDERAL HOME LOAN BANK CALLABLE 03/28/22 M Pledge Description: VILLAGE OF FREEBURG	Commerce Bank 2	08/28/2024	03a	30,000.00 AA+ 30,000.00 Aaa		12/26/2023 10/25/2023	30,000.00 29,388.26
3130ARAX9	CSB 207049213	FEDERAL HOME LOAN BANK CALLABLE 04/25/22 M Pledge Description: VILLAGE OF FREEBURG	Commerce Bank 3	03/25/2027	03a	450,000.00 AA+ 450,000.00 Aaa		12/26/2023 03/30/2022	450,000.00 431,291.10



Investment Portfolio Pledged Securities
 Citizens Community Bank
 Mascoutah, IL

InTrader (pledged)
 Last : 11/30/2023
 As-of: 12/31/2023
 6511 44002200

Sec ID Loc	Ticket	Security Description Line 1 Security Description Line 2	Safekeeping Agent	Rate	Maturity	Gip	Original Face S & P Par/Curr Face Moody	Priced Pledged	Book Value Market Value
3133EM4B5 CSB	207048548	FEDERAL FARM CREDIT BANK CALLABLE 09/01/22 0 Pledge Description: VILLAGE OF FREEBURG	Commerce Bank	1.87	09/01/2033	03a	100,000.00 AA+ 100,000.00 Aaa	12/26/2023 09/27/2021	100,000.00 80,187.29
3133EM4C3 CSB	207048509	FEDERAL FARM CREDIT BANK CALLABLE 12/01/21 0 Pledge Description: VILLAGE OF FREEBURG	Commerce Bank	1.33	09/01/2028	03a	503,000.00 AA+ 503,000.00 Aaa	12/26/2023 09/01/2021	503,000.00 443,224.22
3133EM4D1 CSB	207048508	FEDERAL FARM CREDIT BANK CALLABLE 12/01/21 0 Pledge Description: VILLAGE OF FREEBURG	Commerce Bank	1.91	06/01/2033	03a	400,000.00 NR 400,000.00 Aaa	12/26/2023 09/08/2021	400,000.00 323,584.84
3133EM4J8 CSB	207048526	FEDERAL FARM CREDIT BANK CALLABLE 12/07/21 0 Pledge Description: VILLAGE OF FREEBURG	Commerce Bank	2.15	03/07/2036	03a	60,000.00 AA+ 60,000.00 Aaa	12/26/2023 09/16/2021	60,000.00 45,115.47
3133EM4J8 CSB	207048628	FEDERAL FARM CREDIT BANK CALLABLE 12/07/21 0 Pledge Description: VILLAGE OF FREEBURG	Commerce Bank	2.15	03/07/2036	03a	300,000.00 AA+ 300,000.00 Aaa	12/26/2023 10/04/2021	300,000.00 225,577.37
3133EM5H1 CSB	207048600	FEDERAL FARM CREDIT BANK CALLABLE 09/15/22 0 Pledge Description: VILLAGE OF FREEBURG	Commerce Bank	2.15	09/15/2036	03a	5,000.00 AA+ 5,000.00 Aaa	12/26/2023 08/28/2023	5,000.00 3,692.76
3133EM5H1 CSB	207048600	FEDERAL FARM CREDIT BANK CALLABLE 09/15/22 0 Pledge Description: VILLAGE OF FREEBURG	Commerce Bank	2.15	09/15/2036	03a	50,000.00 AA+ 50,000.00 Aaa	12/26/2023 09/21/2021	50,000.00 36,927.59
3133EM6L1 CSB	207048670	FEDERAL FARM CREDIT BANK CALLABLE 12/29/21 0 Pledge Description: VILLAGE OF FREEBURG	Commerce Bank	2.23	09/29/2036	03a	200,000.00 AA+ 200,000.00 Aaa	12/26/2023 10/13/2021	200,000.00 149,050.51
3133EMYZ9 CSB	207048066	FEDERAL FARM CREDIT BANK FFCB CALLABLE 05/11/22 Pledge Description: VILLAGE OF FREEBURG	Commerce Bank	1.4	05/11/2028	03a	200,000.00 AA+ 200,000.00 Aaa	12/26/2023 06/18/2021	200,000.00 177,465.36



Investment Portfolio Pledged Securities
 Citizens Community Bank
 Mascoutah, IL

InTrader (pledged)
 Last : 11/30/2023
 As-of: 12/31/2023
 6511 44002200

Sec ID	Ticket	Security Description Line 1	Security Description Line 2	Safeguarding Agent	Rate	Maturity	Grp	Original Face S & P	Par/Curr Face	Moody	Priced Pledged	Book Value	Market Value
3133EMVZ9	207048066	FEDERAL FARM CREDIT BANK	FFCB CALLABLE 05/11/22	Commerce Bank	1.4	05/11/2028	03a	300,000.00 AA+	300,000.00	AA+	12/26/2023	300,000.00	266,198.04
			Pledge Description: VILLAGE OF FREEBURG								06/09/2021		
3133ENDE7	207048825	FEDERAL FARM CREDIT BANK	CALLABLE 02/03/22 0	Commerce Bank	1.9	05/03/2030	03a	500,000.00 AA+	500,000.00	AA+	12/26/2023	600,000.00	518,905.46
			Pledge Description: VILLAGE OF FREEBURG								03/10/2022		
3133ENEC0	207048842	FEDERAL FARM CREDIT BANK	CALLABLE 02/16/22 0	Commerce Bank	2.5	11/16/2035	03a	200,000.00 AA+	200,000.00	AA+	12/26/2023	200,000.00	160,623.68
			Pledge Description: VILLAGE OF FREEBURG								06/30/2022		
3133ENZP8	207049653	FEDERAL FARM CREDIT BANK	CALLABLE 09/29/22 0	Commerce Bank	4.9	06/29/2032	03a	120,000.00 AA+	120,000.00	AA+	12/26/2023	120,000.00	117,992.28
			Pledge Description: VILLAGE OF FREEBURG								09/27/2023		
3133ENZP8	207049653	FEDERAL FARM CREDIT BANK	CALLABLE 09/29/22 0	Commerce Bank	4.9	06/29/2032	03a	125,000.00 AA+	125,000.00	AA+	12/26/2023	125,000.00	122,908.63
			Pledge Description: VILLAGE OF FREEBURG								11/27/2023		
3133ENZP8	207049653	FEDERAL FARM CREDIT BANK	CALLABLE 09/29/22 0	Commerce Bank	4.9	06/29/2032	03a	275,000.00 AA+	275,000.00	AA+	12/26/2023	275,000.00	270,398.99
			Pledge Description: VILLAGE OF FREEBURG								09/27/2023		
TOTAL FOR PLEDGE ID vge												Book: 6,679,000.00	
Pledged: 24												Market: 5,832,824.35	
Orig Face: 6,679,000.00												Current Face: 6,679,000.00	



G/L ACCT NUMBER	TITLE	LAST YR YEAR 23 ACTUAL	CURR YR YEAR 24 BUDGET	CURR YR YEAR 24 YTD	PERCENT REV/EXP
01	GENERAL FUND				
	REVENUE				
01-00-301.1	AD CC FEES COLLECTED	\$140.49	\$0.00	\$169.41	999.99
01-00-302	AD REIMBURSE COST-FOIA	\$364.60	\$0.00	\$700.45	999.99
01-00-307	AD RECORDING/RELEASE LEIN FEES	\$62.25	\$0.00	\$66.00	999.99
01-00-311	AD PROPERTY TAX	\$226,591.15	\$231,000.00	\$230,528.62	99.79
01-00-312	AD POL PROTECTION TX	\$73,890.63	\$75,000.00	\$74,862.26	99.81
01-00-314	AD IMRF	\$170,972.04	\$187,000.00	\$186,932.36	99.96
01-00-315	AD SIMPLIFIED TELECOMMUNICATION	\$41,538.15	\$55,000.00	\$29,686.51	53.97
01-00-318	AD ELEC FRANCHISE FEE	\$247,987.30	\$251,000.00	\$182,007.62	72.51
01-00-320	AD SOLICITORS LICENSE	\$30.00	\$0.00	\$0.00	0.00
01-00-321	AD LIQUOR LICENSES	\$4,180.00	\$3,800.00	\$4,480.00	117.89
01-00-322	AD IDNR	\$309.75	\$200.00	\$256.00	128.00
01-00-323	AD BUSINESS LICENSES	\$4,675.00	\$4,500.00	\$4,650.00	103.33
01-00-324	AD VIDEO GAMING TAX	\$114,138.94	\$90,000.00	\$111,304.76	123.67
01-00-325	AD FRANCHISE LICENSES	\$36,311.97	\$25,000.00	\$17,513.64	70.05
01-00-327	AD COIN OPR MACH LIC	\$1,420.00	\$0.00	\$0.00	0.00
01-00-328	AD RAFFLE LICENSE	\$18.00	\$0.00	\$0.00	0.00
01-00-329	AD OTHER LICENSE	\$160.00	\$650.00	\$4,873.20	749.72
01-00-331	AD BUILDING PERMITS	\$69,135.64	\$60,000.00	\$41,026.22	68.37
01-00-332	AD AREA BULK VAR PERM	\$700.00	\$350.00	\$2,253.99	643.99
01-00-333	AD AMENDMENT	\$350.00	\$0.00	\$0.00	0.00
01-00-334	AD FENCE PERMIT	\$220.00	\$200.00	\$220.00	110.00
01-00-335	AD WRECKING PERMIT	\$30.00	\$20.00	\$40.00	200.00
01-00-336	AD SIGN PERMIT	\$30.00	\$30.00	\$30.00	100.00
01-00-338	AD SPECIAL USE PERMIT	\$350.00	\$350.00	\$0.00	0.00
01-00-339	AD OTHER PERMITS (OCCUPANCY)	\$1,740.00	\$2,000.00	\$1,080.00	54.00
01-00-340	AD VIDEO GAMING LICENSE	\$2,600.00	\$0.00	\$0.00	0.00
01-00-341	AD STATE INCOME TAX	\$748,162.32	\$525,000.00	\$556,277.60	105.95
01-00-342	AD REPLACEMENT TAX	\$20,616.32	\$15,000.00	\$12,964.09	86.42
01-00-343	AD CANNABIS TAX	\$7,576.29	\$6,000.00	\$5,210.06	86.83
01-00-345	AD SALES TAX	\$655,904.41	\$500,000.00	\$520,582.79	104.11
01-00-346	AD ROAD & BRIDGE TAX	\$115,488.60	\$140,000.00	\$121,150.94	86.53
01-00-349	AD LOCAL USE TAX	\$185,699.86	\$230,000.00	\$127,321.20	55.35
01-00-350	AD RETURN CHECK FEE	\$25.00	\$900.00	\$0.00	0.00
01-00-351	PD COURT FINES	\$5,011.51	\$7,500.00	\$5,715.58	76.20
01-00-370	AD ACCIDENT REPORT SALES	\$440.00	\$500.00	\$265.00	53.00
01-00-373	AD POSTAGE	\$6.80	\$0.00	\$0.00	0.00
01-00-377	AD SIDE BY SIDE	\$600.00	\$1,000.00	\$450.00	45.00
01-00-377.1	AD SIDE BY SIDE PER/IN	\$3,500.00	\$2,200.00	\$2,550.00	115.90
01-00-377.2	AD SIDE BY SIDE PER/OUT	\$1,800.00	\$1,000.00	\$1,600.00	160.00
01-00-378	AD GAZEBO RENTAL	\$275.00	\$250.00	\$275.00	110.00
01-00-380	ST SCRAPED ITEMS REVENUE	\$798.69	\$0.00	\$667.00	999.99
01-00-381	AD INTEREST INCOME	\$26,820.56	\$9,000.00	\$68,176.60	757.51
01-00-384	AD TOWER/POLE LEASE	\$6,574.80	\$6,500.00	\$0.00	0.00
01-00-385.1	AD IPRF GRANT	\$6,421.00	\$19,498.00	\$19,498.00	100.00
01-00-385.7	AD GRANT - COVID	\$288,635.54	\$0.00	\$0.00	0.00
01-00-387	PD TOW RELEASE	\$400.00	\$1,000.00	\$325.00	32.50
01-00-388	PD POL DUI - VEHICLE FUND	\$0.00	\$1,500.00	\$0.00	0.00
01-00-389	AD OTHER REVENUE (From Reserve)	\$66.00	\$0.00	\$0.00	0.00
01-00-389.1	PD DONATIONS	\$750.00	\$500.00	\$1,950.00	390.00
01-00-389.2	PD POL RESTITUTION DUI	\$780.59	\$1,500.00	\$567.41	37.82
01-00-389.4	PD POLICE GOLF TOURNAMENT	\$0.00	\$33,000.00	\$33,627.00	101.90
01-00-389.6.1	PD POLICE FUND RAISER	\$40,084.00	\$0.00	\$0.00	0.00
01-00-393	PD-SALARY REIMBURSEMENTS	\$138,035.99	\$105,000.00	\$86,008.90	81.91
01-00-395	AD REFUNDS,REIMBMTS	\$50.00CR	\$0.00	\$0.00	0.00
01-00-395.1	ST REIMBURSEMENTS/SUPPLIES	\$1,626.50	\$0.00	\$0.00	0.00
01-00-397	AD CAPITAL RESERVES	\$0.00	\$10,000.00	\$0.00	0.00
01-00-398	AD PROCEEDS FROM LOAN	\$57,238.00	\$0.00	\$0.00	0.00
01-00-399	AD INTERFUND TRANSFER	\$9,604.49CR	\$0.00	\$0.00	0.00
REVENUE DEPARTMENT 00		\$3,301,629.20	\$2,602,948.00	\$2,457,863.21	94.42

G/L ACCT NUMBER	TITLE	LAST YR YEAR 23 ACTUAL	CURR YR YEAR 24 BUDGET	CURR YR YEAR 24 YTD	PERCENT REV/EXP
01	GENERAL FUND				
	ADMINISTRATIVE				
01-11-421	AD REGULAR SALARIES	\$53,193.87	\$75,000.00	\$43,146.58	57.52
01-11-423	AD OVERTIME	\$988.81	\$2,500.00	\$788.73	31.54
01-11-426	AD EMPLOYEE BONUSES	\$481.20	\$0.00	\$0.00	0.00
01-11-431	AD ELECTED SALARIES	\$19,095.37	\$19,000.00	\$16,565.93	87.18
01-11-451	AD HEALTH INSURANCE	\$9,683.37	\$15,540.00	\$13,606.25	87.55
01-11-453	AD UNEMPLOYMENT INSURANCE	\$88.02	\$75.00	\$37.34	49.78
01-11-454	AD WORKERS COMP INS	\$3,204.70	\$3,500.00	\$590.55	16.87
01-11-461	AD SOCIAL SECURITY	\$5,602.46	\$5,700.00	\$4,571.59	80.20
01-11-462	AD IMRF RETIREMENT	\$3,026.48	\$2,600.00	\$2,116.49	81.40
01-11-511	AD SERVICES, BUILDING	\$0.00	\$1,000.00	\$70.00	7.00
01-11-512	AD SERVICES, EQUIPMT	\$844.05	\$1,000.00	\$599.21	59.92
01-11-519	AD SERVICES, OTHER	\$1,742.83	\$2,500.00	\$345.00	13.80
01-11-530.1	AD CC FEES CHARGED	\$87.42	\$150.00	\$86.43	57.62
01-11-533	AD LEGAL	\$18,151.66	\$15,000.00	\$21,279.19	141.86
01-11-533.1	AD LEGAL - COVID	\$1,149.90	\$0.00	\$0.00	0.00
01-11-534	AD MEDICAL	\$7,270.20	\$0.00	\$0.00	0.00
01-11-534.1	AD MEDICAL/RETIREEES	\$2,237.88	\$6,400.00	\$3,454.74	53.98
01-11-538	AD CODE CODIFICATION	\$4,032.86	\$5,000.00	\$2,197.98	43.95
01-11-539	AD OTHER PROF SERVICES	\$16,728.20	\$10,000.00	\$22,658.84	226.58
01-11-551	AD POSTAGE	\$616.87	\$0.00	\$0.00	0.00
01-11-552	AD TELEPHONE	\$2,640.23	\$3,000.00	\$1,912.48	63.74
01-11-553	AD PUBLISHING,ADVERTMT	\$875.25	\$1,500.00	\$800.40	53.36
01-11-554	AD PRINTING, COPYING	\$82.00	\$0.00	\$0.00	0.00
01-11-559	AD RECORDING FEES	\$396.90	\$500.00	\$366.00	73.20
01-11-560	AD IML CONFERENCE	\$0.00	\$1,500.00	\$1,166.46	77.76
01-11-561	AD DUES	\$277.25	\$1,000.00	\$1,732.00	173.20
01-11-562	AD TRAVEL EXPENSE	\$3,200.59	\$2,000.00	\$300.01	15.00
01-11-563	AD TRAINING/COMP CLASSES	\$1,600.87	\$1,500.00	\$18.63	1.24
01-11-571	AD UTILITIES	\$8,210.68	\$8,500.00	\$5,667.58	66.67
01-11-592	AD GENERAL/LIABILITY INS	\$13,654.08	\$22,000.00	\$0.00	0.00
01-11-611	AD SUPPLIES, BUILDING	\$17.98	\$500.00	\$47.97	9.59
01-11-612	AD SUPPLIES, EQUIPMT	\$59.99	\$500.00	\$0.00	0.00
01-11-619	AD SUPPLIES, OTHER	\$583.05	\$750.00	\$0.00	0.00
01-11-651	AD OFFICE SUPPLIES	\$1,279.27	\$3,000.00	\$1,495.88	49.86
01-11-652	AD OPERATING SUPPLIES	\$128.15	\$1,500.00	\$97.88	6.52
01-11-652.1	AD OPERATING SUPPLIES/GAMB PRO	\$0.00	\$100.00	\$0.00	0.00
01-11-655	AD AUTO FUEL/OIL	\$1,045.16	\$1,000.00	\$556.57	55.65
01-11-659	AD OTHER GEN SUPPLIES	\$66.61	\$1,000.00	\$125.27	12.52
01-11-835	AD EQUIPMENT, COMP	\$931.50	\$5,000.00	\$0.00	0.00
01-11-841	AD VEHICLE	\$823.71	\$1,000.00	\$0.00	0.00
01-11-871	AD FURNITURE	\$304.93	\$1,500.00	\$206.97	13.79
01-11-888	AD STAFF ID ITEMS	\$291.25	\$2,000.00	\$807.50	40.37
01-11-889	AD WEBSITE	\$0.00	\$4,800.00	\$0.00	0.00
01-11-890	AD OTHER IMPROVEMENTS	\$600.00	\$2,000.00	\$1,356.14	67.80
01-11-891	AD PROPERTY PURCHASE	\$0.00	\$0.00	\$786.00	999.99
01-11-913	AD COMMUNITY RELATIONS	\$9,416.70	\$8,500.00	\$9,211.04	108.36
01-11-915	AD COMMUNITY IMPROVEMENTS	\$0.00	\$25,000.00	\$0.00	0.00
01-11-931	AD ECONOMIC DEVELOPMENT	\$41.00	\$1,000.00	\$0.00	0.00
01-11-955	AD REFUNDS (Real Estate Taxes)	\$643.60	\$1,000.00	\$657.86	65.78
01-11-959	AD INTERFUND TRANSFER (Pool)	\$32,451.01	\$32,200.00	\$0.00	0.00
EXPENSE DEPARTMENT 11		\$227,847.91	\$298,815.00	\$159,427.49	53.35

SYS DATE 011724
[GGR]
DATE 01/16/24

Village of Freeburg
B U D G E T R E P O R T For Jan of 2024
Tuesday January 16, 2024

SYS TIME 10:53
PAGE 3

G/L ACCT NUMBER	TITLE	LAST YR YEAR 23 ACTUAL	CURR YR YEAR 24 BUDGET	CURR YR YEAR 24 YTD	PERCENT REV/EXP
01	GENERAL FUND COMMUNITY RELATIONS FUND				

G/L ACCT NUMBER	TITLE	LAST YR YEAR 23 ACTUAL	CURR YR YEAR 24 BUDGET	CURR YR YEAR 24 YTD	PERCENT REV/EXP
01	GENERAL FUND				
	ZONING				
01-16-421	ZO REGULAR SALARIES	\$60,501.63	\$60,000.00	\$36,983.99	61.63
01-16-431	ZO SALARIES, APPOINTED	\$1,450.00	\$6,300.00	\$1,450.00	23.01
01-16-451	ZO HEALTH INSURANCE	\$19,797.30	\$21,000.00	\$14,875.00	70.83
01-16-453	ZO UNEMPLOYMENT INSURANCE	\$112.81	\$150.00	\$74.67	49.78
01-16-454	ZO WORKERS COMP INS	\$596.85	\$550.00	\$421.81	76.69
01-16-461	ZO SOCIAL SECURITY	\$4,739.32	\$5,100.00	\$2,940.23	57.65
01-16-462	ZO IMRF	\$3,529.63	\$2,700.00	\$1,865.47	69.09
01-16-532	ZO ENGINEERING	\$4,116.25	\$5,000.00	\$3,335.00	66.70
01-16-533	ZO LEGAL	\$20,262.55	\$10,000.00	\$14,700.42	147.00
01-16-534	ZO MEDICAL	\$3,156.36	\$0.00	\$0.00	0.00
01-16-535	ZO COUNTY INSPECTIONS	\$34,630.50	\$25,000.00	\$23,110.00	92.44
01-16-539	ZO OTHER PROF SERVICES	\$932.96	\$1,000.00	\$4,954.20	495.42
01-16-552	ZN TELEPHONE	\$519.87	\$1,000.00	\$379.99	37.99
01-16-553	ZO PUBLISHING, ADVERTMT	\$465.10	\$500.00	\$924.85	184.97
01-16-557	ZO RECORDING EASEMT	\$0.00	\$200.00	\$0.00	0.00
01-16-562	ZO TRAVEL EXPENSE	\$0.00	\$1,000.00	\$0.00	0.00
01-16-563	ZO TRAINING	\$0.00	\$1,000.00	\$61.35	6.13
01-16-651	ZO OFFICE SUPPLIES	\$107.25	\$500.00	\$297.47	59.49
01-16-652	ZO OPERATING EXPENSE	\$533.59	\$750.00	\$419.04	55.87
01-16-653	ZO MAPPING	\$2,982.45	\$3,000.00	\$0.00	0.00
01-16-655	ZO AUTO FUEL/OIL	\$196.31	\$1,000.00	\$355.59	35.55
01-16-700	ZO NUISANCE PROPERTIES	\$0.00	\$2,500.00	\$0.00	0.00
01-16-831	ZO EQUIPMT/COMPUTER REP	\$0.00	\$1,500.00	\$0.00	0.00
01-16-871	ZO FURNITURE	\$0.00	\$500.00	\$58.43	11.68
01-16-888	ZO STAFF ITEMS	\$522.78	\$500.00	\$231.20	46.24
EXPENSE DEPARTMENT 16		\$159,153.51	\$150,750.00	\$107,438.71	71.26

G/L ACCT NUMBER	TITLE	LAST YR YEAR 23 ACTUAL	CURR YR YEAR 24 BUDGET	CURR YR YEAR 24 YTD	PERCENT REV/EXP
01	GENERAL FUND				
	POLICE DEPARTMENT				
01-21-421	PD REGULAR SALARIES	\$706,672.28	\$673,250.00	\$554,273.85	82.32
01-21-421.1	PD VACATION	\$0.00	\$4,500.00	\$3,195.42	71.00
01-21-422	PD OVERTIME	\$83,671.74	\$39,000.00	\$54,839.05	140.61
01-21-422.1	PD COMP	\$11,626.30	\$5,000.00	\$0.00	0.00
01-21-423	PD HOLIDAY OVERTIME	\$40,704.48	\$46,200.00	\$34,698.70	75.10
01-21-425	PD PART-TIME SALARIES	\$2,206.76	\$2,000.00	\$140.00	7.00
01-21-426	PD LONGEVITY/EDUCATION	\$6,096.56	\$6,500.00	\$5,123.76	78.82
01-21-427	PD PUBLIC SAFETY STIPEND	\$11,050.00	\$10,800.00	\$9,450.00	87.50
01-21-451	PD HEALTH INSURANCE	\$168,894.97	\$252,000.00	\$223,618.02	88.73
01-21-453	PD UNEMPLOYMENT INSURANCE	\$1,538.84	\$1,100.00	\$642.95	58.45
01-21-454	PD WORKERS COMP INS	\$32,522.70	\$31,000.00	\$17,716.23	57.14
01-21-461	PD SOCIAL SECURITY	\$64,790.77	\$59,800.00	\$50,049.99	83.69
01-21-461.1	PD SOCIAL SECURITY/VAC/COMP	\$472.08	\$0.00	\$0.00	0.00
01-21-462	PD IMRF RETIREMENT	\$49,511.58	\$45,000.00	\$32,268.36	71.70
01-21-471	PD UNIFORM	\$7,404.50	\$6,500.00	\$3,256.01	50.09
01-21-471.1	PD NEW HIRE EQUIPMENT	\$2,687.66	\$1,000.00	\$3,838.38	383.83
01-21-512	PD SERVICES, EQUIPMT	\$3,382.64	\$3,000.00	\$4,304.74	143.49
01-21-513	PD SERVICES, VEHICLE	\$9,477.13	\$10,000.00	\$6,769.77	67.69
01-21-533	PD LEGAL	\$18,356.70	\$20,000.00	\$11,782.74	58.91
01-21-534	PD MEDICAL	\$61,853.54	\$0.00	\$10,198.25	999.99
01-21-534.1	PD MEDICAL/REITREES	\$0.00	\$12,620.00	\$11,076.84	87.77
01-21-538	PD DISPATCHING SERVICE	\$19,331.09	\$30,000.00	\$0.00	0.00
01-21-539	PD OTHER PROF SERVICES	\$39,184.59	\$35,000.00	\$36,206.45	103.44
01-21-551	PD POSTAGE	\$61.38	\$0.00	\$0.00	0.00
01-21-552	PD TELEPHONE	\$10,076.67	\$9,000.00	\$7,091.38	78.79
01-21-553	PD PUBLISHING,ADVERTMT	\$75.00	\$200.00	\$67.50	33.75
01-21-554	PD PRINTING, COPYING	\$240.00	\$750.00	\$565.00	75.33
01-21-561	PD DUES	\$719.75	\$2,100.00	\$690.00	32.85
01-21-562	PD TRAVEL EXPENSE	\$1,356.37	\$2,000.00	\$968.19	48.40
01-21-563	PD TRAINING	\$2,111.06	\$4,000.00	\$3,720.41	93.01
01-21-571	PD UTILITIES	\$8,210.69	\$8,000.00	\$5,667.58	70.84
01-21-592	PD GENERAL/LIABILITY INS	\$54,318.39	\$39,000.00	\$0.00	0.00
01-21-611	PD SUPPLIES, BUILDING	\$30.98	\$1,000.00	\$0.00	0.00
01-21-612	PD SUPPLIES, EQUIPMT	\$339.95	\$6,750.00	\$13,809.88	204.59
01-21-613	PD SUPPLIES, VEHICLE	\$2,257.21	\$5,000.00	\$1,857.51	37.15
01-21-651	PD OFFICE SUPPLIES	\$1,744.01	\$2,000.00	\$1,346.07	67.30
01-21-652	PD OPERATING SUPPLIES	\$2,025.28	\$2,000.00	\$1,328.30	66.41
01-21-655	PD AUTO FUEL/OIL	\$25,775.32	\$30,000.00	\$25,181.60	83.93
01-21-666	PD D.A.R.E.	\$3,058.93	\$3,000.00	\$2,038.41	67.94
01-21-670	PD POLICE CANINE	\$457.71	\$1,000.00	\$600.90	60.09
01-21-670.1	PD POLICE GOLF TOURNAMENT EXPE	\$20,662.09	\$18,000.00	\$14,693.92	81.63
01-21-670.2	PD POLICE FD RAISER PROCEEDS E	\$17,210.91	\$0.00	\$0.00	0.00
01-21-833	PD PROTECTIVE VESTS	\$0.00	\$1,000.00	\$2,210.00	221.00
01-21-834	PD COMPUTER SOFTWARE	\$396.99	\$4,000.00	\$13,318.98	332.97
01-21-841	PD VEHICLES	\$30,370.96	\$50,000.00	\$70,370.96	140.74
01-21-841.1	PD VEHICLES IN CAR CAMERAS	\$0.00	\$33,309.00	\$12,682.00	38.07
01-21-890	PD OTHER IMPR/BUILDING	\$0.00	\$2,000.00	\$0.00	0.00
01-21-890.4	PD OTHER IMPRO BUILDING LOAN	\$30,343.62	\$30,400.00	\$30,343.62	99.81
01-21-890.9	PD OTHER/CO COMP DONATION	\$4,596.00CR	\$0.00	\$0.00	0.00
01-21-959	PD INTERFUND TRANSFER (ESDA)	\$0.00	\$5,000.00	\$0.00	0.00
EXPENSE DEPARTMENT 21		\$1,548,684.18	\$1,553,779.00	\$1,282,001.72	82.50

G/L ACCT NUMBER	TITLE	LAST YR YEAR 23 ACTUAL	CURR YR YEAR 24 BUDGET	CURR YR YEAR 24 YTD	PERCENT REV/EXP
01	GENERAL FUND				
	STREETS AND ALLEYS				
01-41-421	ST REGULAR SALARIES	\$146,389.69	\$144,200.00	\$114,311.98	79.27
01-41-421.1	ST VACATION	\$0.00	\$1,000.00	\$0.00	0.00
01-41-422	ST TEMPORARY SALARIES	\$7,958.70	\$8,500.00	\$9,546.46	112.31
01-41-423	ST OVERTIME	\$3,402.75	\$10,000.00	\$1,781.06	17.81
01-41-423.1	ST COMP	\$113.80	\$1,725.00	\$0.00	0.00
01-41-451	ST HEALTH INSURANCE	\$54,026.17	\$56,700.00	\$40,250.00	70.98
01-41-453	ST UNEMPLOYMENT INSURANCE	\$301.63	\$210.00	\$156.66	74.60
01-41-454	ST WORKERS COMP INS	\$26,611.21	\$53,000.00	\$33,745.21	63.67
01-41-461	ST SOCIAL SECURITY	\$12,076.67	\$12,500.00	\$9,611.44	76.89
01-41-462	ST IMRF RETIREMENT	\$9,674.93	\$7,000.00	\$5,675.83	81.08
01-41-480	ST FUNDS USED FRM SCRAPED PROC	\$184.58	\$200.00	\$0.00	0.00
01-41-512	ST SERVICES, EQUIPMT	\$11,781.05	\$9,000.00	\$14,841.66	164.90
01-41-513	ST SERVICES, VEHICLE	\$9,507.68	\$12,000.00	\$4,484.30	37.36
01-41-515	ST MAINT SERVICE/SIGNAL LIGHT	\$42.52	\$2,500.00	\$661.53	26.46
01-41-517	ST SERVICES, MOWING	\$1,966.98	\$2,500.00	\$63.00	2.52
01-41-532	ST ENGINEERING	\$5,736.50	\$20,000.00	\$0.00	0.00
01-41-533	ST LEGAL	\$3,319.81	\$4,500.00	\$2,756.58	61.25
01-41-534	ST MEDICAL	\$8,324.51	\$0.00	\$0.00	0.00
01-41-534.1	ST MEDICAL/REIREES	\$0.00	\$1,000.00	\$0.00	0.00
01-41-539	ST OTHER PROF SERVICES	\$22,452.56	\$30,000.00	\$19,624.98	65.41
01-41-557	ST RECORDING FEES	\$0.00	\$100.00	\$0.00	0.00
01-41-561	ST DUES	\$25.00	\$250.00	\$19.50	7.80
01-41-562	ST TRAVEL EXPENSE	\$5.66	\$1,000.00	\$48.41	4.84
01-41-563	ST TRAINING	\$1,990.50	\$2,500.00	\$815.00	32.60
01-41-571	ST UTILITIES	\$1,631.83	\$1,500.00	\$1,403.17	93.54
01-41-592	ST GENERAL/LIABILITY INS	\$13,764.52	\$21,000.00	\$0.00	0.00
01-41-593	ST RENTALS	\$6,727.40	\$10,000.00	\$3,136.02	31.36
01-41-610	ST SAFETY EQUIPMENT	\$976.64	\$1,000.00	\$887.31	88.73
01-41-611	ST SUPPLIES, BUILDING	\$210.88	\$500.00	\$0.00	0.00
01-41-612	ST SUPPLIES, EQUIPMT	\$5,078.12	\$6,000.00	\$3,237.42	53.95
01-41-613	ST SUPPLIES, VEHICLES	\$1,455.61	\$1,500.00	\$638.63	42.57
01-41-614	ST SUPPLIES, STREET	\$77,637.14	\$95,000.00	\$32,400.60	34.10
01-41-615	ST SIDEWALK MATERIAL SUPPLIES	\$59.76	\$0.00	\$0.00	0.00
01-41-617	ST SNOW REMOVAL	\$20,604.50	\$10,000.00	\$6,700.65	67.00
01-41-651	ST OFFICE SUPPLIES	\$31.81	\$1,000.00	\$145.12	14.51
01-41-652	ST OPERATING SUPPLIES	\$738.15	\$0.00	\$0.00	0.00
01-41-653	ST SMALL TOOLS	\$559.77	\$1,500.00	\$207.40	13.82
01-41-655	ST AUTO FUEL/OIL	\$16,793.52	\$13,000.00	\$15,923.00	122.48
01-41-656	ST CHEMICALS	\$6,443.96	\$7,000.00	\$6,060.15	86.57
01-41-659	ST OTHER GEN SUPPLIES	\$1,847.31	\$3,500.00	\$3,517.19	100.49
01-41-831	ST EQUIP	\$57,238.00	\$12,000.00	\$0.00	0.00
01-41-842	ST DUMP TRUCK	\$0.00	\$20,000.00	\$20,000.00	100.00
01-41-845	ST MOWER/PARK GRANT	\$0.00	\$14,000.00	\$0.00	0.00
EXPENSE DEPARTMENT 41		\$537,691.82	\$598,885.00	\$352,650.26	58.88

G/L ACCT NUMBER	TITLE	LAST YR YEAR 23 ACTUAL	CURR YR YEAR 24 BUDGET	CURR YR YEAR 24 YTD	PERCENT REV/EXP
01	GENERAL FUND				
REVENUE FUND 01		\$3,301,629.20	\$2,602,948.00	\$2,457,863.21	94.42
EXPENSE FUND 01		\$2,473,377.42	\$2,602,229.00	\$1,901,518.18	73.07
NET INCOME/LOSS FUND 01		\$828,251.78	\$719.00	\$556,345.03	.00
NET INCOME/LOSS FUND 01		\$828,251.78	\$719.00	\$556,345.03	.00

G/L ACCT NUMBER	TITLE	LAST YR YEAR 23 ACTUAL	CURR YR YEAR 24 BUDGET	CURR YR YEAR 24 YTD	PERCENT REV/EXP
05	TIF FUND				
REVENUE FUND 05		\$0.00	\$0.00	\$0.00	.00
EXPENSE FUND 05		\$0.00	\$0.00	\$0.00	.00
NET INCOME/LOSS FUND 05		\$0.00	\$0.00	\$0.00	.00
NET INCOME/LOSS FUND 05		\$0.00	\$0.00	\$0.00	.00

G/L ACCT NUMBER	TITLE	LAST YR YEAR 23 ACTUAL	CURR YR YEAR 24 BUDGET	CURR YR YEAR 24 YTD	PERCENT REV/EXP
10	TIF-DEBT SERVICE FUND REVENUE				
10-00-311	TIF PROPERTY TAXES	\$276,315.84	\$0.00	\$0.00	0.00
10-00-381	TIF INTEREST INCOME	\$1,535.32	\$0.00	\$0.00	0.00
REVENUE DEPARTMENT 00		\$277,851.16	\$0.00	\$0.00	.00

G/L ACCT NUMBER	TITLE	LAST YR YEAR 23 ACTUAL	CURR YR YEAR 24 BUDGET	CURR YR YEAR 24 YTD	PERCENT REV/EXP
10	TIF-DEBT SERVICE FUND EXPENSE				
10-11-700	TIF PRINCIPAL	\$535,025.00	\$0.00	\$0.00	0.00
10-11-700.1	TIF INTEREST EXPENSE	\$7,442.89	\$0.00	\$0.00	0.00
10-11-800	TIF BOND REDEMPTIONS	\$324,421.01	\$0.00	\$0.00	0.00
EXPENSE DEPARTMENT 11		\$866,888.90	\$0.00	\$0.00	.00

G/L ACCT NUMBER	TITLE	LAST YR YEAR 23 ACTUAL	CURR YR YEAR 24 BUDGET	CURR YR YEAR 24 YTD	PERCENT REV/EXP
10	TIF-DEBT SERVICE FUND				
REVENUE FUND 10		\$277,851.16	\$0.00	\$0.00	.00
EXPENSE FUND 10		\$866,888.90	\$0.00	\$0.00	.00
NET INCOME/LOSS FUND 10		\$589,037.74CR	\$0.00	\$0.00	.00
NET INCOME/LOSS FUND 10		\$589,037.74CR	\$0.00	\$0.00	.00

G/L ACCT NUMBER	TITLE	LAST YR YEAR 23 ACTUAL	CURR YR YEAR 24 BUDGET	CURR YR YEAR 24 YTD	PERCENT REV/EXP
11	AUDIT REVENUES				
11-00-316	AU AUDIT TAX	\$9,537.73	\$10,500.00	\$10,533.94	100.32
11-00-399	AU INTERFUND TRANSFER	\$0.00	\$300.00	\$0.00	0.00
REVENUE DEPARTMENT 00		\$9,537.73	\$10,800.00	\$10,533.94	97.53

G/L ACCT NUMBER	TITLE	LAST YR YEAR 23 ACTUAL	CURR YR YEAR 24 BUDGET	CURR YR YEAR 24 YTD	PERCENT REV/EXP
11	AUDIT				
	EXPENSES				
11-11-531	AU ACCOUNTING	\$9,600.00	\$10,800.00	\$13,050.00	120.83
EXPENSE DEPARTMENT 11		\$9,600.00	\$10,800.00	\$13,050.00	120.83
REVENUE FUND 11		\$9,537.73	\$10,800.00	\$10,533.94	97.53
EXPENSE FUND 11		\$9,600.00	\$10,800.00	\$13,050.00	120.83
NET INCOME/LOSS FUND 11		\$62.27CR	\$0.00	\$2,516.06CR	.00
NET INCOME/LOSS FUND 11		\$62.27CR	\$0.00	\$2,516.06CR	.00

G/L ACCT NUMBER	TITLE	LAST YR YEAR 23 ACTUAL	CURR YR YEAR 24 BUDGET	CURR YR YEAR 24 YTD	PERCENT REV/EXP
12	ESDA FUND REVENUES				
12-00-315	ES ESDA TAX	\$10,039.32	\$12,000.00	\$11,991.50	99.92
12-00-389	ES OTHER REVENUECOVID REIMBURS	\$0.00	\$5,000.00	\$11,779.54	235.59
12-00-399	ES INTERFUND TRANSFER	\$0.00	\$5,000.00	\$0.00	0.00
REVENUE DEPARTMENT 00		\$10,039.32	\$22,000.00	\$23,771.04	108.05

G/L ACCT NUMBER	TITLE	LAST YR YEAR 23 ACTUAL	CURR YR YEAR 24 BUDGET	CURR YR YEAR 24 YTD	PERCENT REV/EXP
12	ESDA FUND				
	EXPENSES				
12-23-421	ES REGULAR SALARIES	\$2,718.33	\$2,800.00	\$2,028.41	72.44
12-23-461	ES SOCIAL SECURITY	\$207.96	\$300.00	\$155.18	51.72
12-23-512	ES SERVICES, EQUIPMT	\$0.00	\$1,000.00	\$0.00	0.00
12-23-563	ES TRAINING	\$310.00	\$500.00	\$250.00	50.00
12-23-565	ES PUBLICATIONS	\$0.00	\$300.00	\$0.00	0.00
12-23-612	ES SUPP/EQUIPMT/BAT/PATC	\$6,054.61	\$4,400.00	\$421.32	9.57
12-23-651	ES OFFICE SUPPLIES	\$87.04	\$200.00	\$119.56	59.78
12-23-652	ES OPERATING SUPPLIES	\$59.00	\$500.00	\$0.00	0.00
12-23-831	ES EQUIPMENT, PAGERS	\$2,826.01	\$2,000.00	\$279.95	13.99
12-23-831.1	ES EQUIPMENT TORANDO SIRENS	\$0.00	\$10,000.00	\$0.00	0.00
EXPENSE DEPARTMENT 23		\$12,262.95	\$22,000.00	\$3,254.42	14.79
REVENUE FUND 12		\$10,039.32	\$22,000.00	\$23,771.04	108.05
EXPENSE FUND 12		\$12,262.95	\$22,000.00	\$3,254.42	14.79
NET INCOME/LOSS FUND 12		\$2,223.63CR	\$0.00	\$20,516.62	.00
NET INCOME/LOSS FUND 12		\$2,223.63CR	\$0.00	\$20,516.62	.00

G/L ACCT NUMBER	TITLE	LAST YR YEAR 23 ACTUAL	CURR YR YEAR 24 BUDGET	CURR YR YEAR 24 YTD	PERCENT REV/EXP
13	GARBAGE FUND				
	REVENUES				
13-00-353	GA PENALTIES	\$1,159.45	\$1,000.00	\$934.62	93.46
13-00-368	GA COLLECTION	\$263,767.30	\$235,000.00	\$226,994.32	96.59
13-00-381	GA INTEREST INCOME	\$0.01	\$0.00	\$5.48	999.99
REVENUE DEPARTMENT 00		\$264,926.76	\$236,000.00	\$227,934.42	96.58

G/L ACCT NUMBER	TITLE	LAST YR YEAR 23 ACTUAL	CURR YR YEAR 24 BUDGET	CURR YR YEAR 24 YTD	PERCENT REV/EXP
13	GARBAGE FUND				
	EXPENSES				
13-44-551	GA POSTAGE	\$2,966.89	\$3,500.00	\$2,412.00	68.91
13-44-573	GA GARBAGE DISPOSAL	\$247,682.78	\$216,000.00	\$222,211.92	102.87
13-44-575	GA RECYCLING	\$0.00	\$2,000.00	\$0.00	0.00
13-44-576	GA CLEANUP ACTIVITIES	\$3,020.93	\$3,500.00	\$2,627.26	75.06
13-44-652	GA BILL PRINTING /OP SUPPLIES	\$327.68	\$1,000.00	\$250.10	25.01
13-44-834	GA COMPUTERS	\$0.00	\$3,000.00	\$0.00	0.00
13-44-844	GA EQUIPMENT	\$30.00	\$1,000.00	\$0.00	0.00
13-44-844.1	GA EQUIPMENT-LEAF/LIMB	\$6,590.67	\$3,500.00	\$12,121.31	346.32
EXPENSE DEPARTMENT 44		\$260,618.95	\$233,500.00	\$239,622.59	102.62
REVENUE FUND 13		\$264,926.76	\$236,000.00	\$227,934.42	96.58
EXPENSE FUND 13		\$260,618.95	\$233,500.00	\$239,622.59	102.62
NET INCOME/LOSS FUND 13		\$4,307.81	\$2,500.00	\$11,688.17CR	.00
NET INCOME/LOSS FUND 13		\$4,307.81	\$2,500.00	\$11,688.17CR	.00

G/L ACCT NUMBER	TITLE	LAST YR YEAR 23 ACTUAL	CURR YR YEAR 24 BUDGET	CURR YR YEAR 24 YTD	PERCENT REV/EXP
15	MOTOR FUEL TAX REVENUES				
15-00-343	MFT MOTOR FUEL TAX	\$182,519.50	\$119,000.00	\$150,864.89	126.77
15-00-344	MFT-GRANTS/LOCAL RDS & STREETS	\$47,824.29	\$47,000.00	\$0.00	0.00
15-00-381	MFT INTEREST INCOME	\$11,947.50	\$5,000.00	\$22,215.12	444.30
REVENUE DEPARTMENT 00		\$242,291.29	\$171,000.00	\$173,080.01	101.21

G/L ACCT NUMBER	TITLE	LAST YR YEAR 23 ACTUAL	CURR YR YEAR 24 BUDGET	CURR YR YEAR 24 YTD	PERCENT REV/EXP
15	MOTOR FUEL TAX EXPENSES				
15-41-532	MFT ENGINEERING	\$5,442.25	\$4,626.00	\$4,684.50	101.26
15-41-599	MFT OTHER CONTR SERV (SWEEPING)	\$750.00	\$6,000.00	\$6,000.00	100.00
15-41-616	MFT CULVERTS	\$19,499.74	\$11,760.00	\$663.88	5.64
15-41-618	MFT TRAFFIC CONTROL (Street Si	\$2,002.04	\$4,420.00	\$1,410.00	31.90
15-41-618.1	MFT SIGN POST	\$1,349.70	\$0.00	\$0.00	0.00
15-41-890	MFT AGGREGATE BACKFILL (CA6/CA	\$0.00	\$4,900.00	\$817.38	16.68
15-41-891.1	MFT BITUMINONOUS PAV. PAT. (As	\$16,412.95	\$24,400.00	\$24,667.95	101.09
15-41-891.6	MFT HOT MIX ASPHALT	\$2,047.24	\$0.00	\$0.00	0.00
15-41-893.1	MFT SEAL COAT (oil)	\$37,200.00	\$40,950.00	\$40,950.00	100.00
15-41-893.3	MFT SEAL COAT AGG. HAULING	\$5,750.00	\$9,000.00	\$5,223.75	58.04
15-41-894	MFT AGGREGATE (SEAL COAT)	\$26,171.24	\$0.00	\$0.00	0.00
15-41-894.1	MFT AGGREGATE (Rock/Slag)	\$5,238.10	\$12,000.00	\$12,834.27	106.95
EXPENSE DEPARTMENT 41		\$121,863.26	\$118,056.00	\$97,251.73	82.37
REVENUE FUND 15		\$242,291.29	\$171,000.00	\$173,080.01	101.21
EXPENSE FUND 15		\$121,863.26	\$118,056.00	\$97,251.73	82.37
NET INCOME/LOSS FUND 15		\$120,428.03	\$52,944.00	\$75,828.28	.00
NET INCOME/LOSS FUND 15		\$120,428.03	\$52,944.00	\$75,828.28	.00

G/L ACCT NUMBER	TITLE	LAST YR YEAR 23 ACTUAL	CURR YR YEAR 24 BUDGET	CURR YR YEAR 24 YTD	PERCENT REV/EXP
20	IMPACT FEES - RESTRICTED WOLF RO REVENUES				
20-00-381	INTEREST INCOME	\$79.77	\$0.00	\$186.92	999.99
REVENUE DEPARTMENT 00		\$79.77	\$0.00	\$186.92	.00

G/L ACCT NUMBER	TITLE	LAST YR YEAR 23 ACTUAL	CURR YR YEAR 24 BUDGET	CURR YR YEAR 24 YTD	PERCENT REV/EXP
20	IMPACT FEES - RESTRICTED WOLF RO EXPENSES				
REVENUE FUND 20		\$79.77	\$0.00	\$186.92	.00
EXPENSE FUND 20		\$0.00	\$0.00	\$0.00	.00
NET INCOME/LOSS FUND 20		\$79.77	\$0.00	\$186.92	.00
NET INCOME/LOSS FUND 20		\$79.77	\$0.00	\$186.92	.00

G/L ACCT NUMBER	TITLE	LAST YR YEAR 23 ACTUAL	CURR YR YEAR 24 BUDGET	CURR YR YEAR 24 YTD	PERCENT REV/EXP
25	INSURANCE STABILITY FUND				
	REVENUES				
25-00-301	INS ADMINISTRATIVE	\$0.00	\$15,540.00	\$13,606.25	87.55
25-00-302	INS ZONING	\$0.00	\$21,000.00	\$14,875.00	70.83
25-00-303	INS POLICE DEPARTMENT	\$0.00	\$252,000.00	\$222,250.00	88.19
25-00-304	INS STREETS	\$0.00	\$56,700.00	\$40,250.00	70.98
25-00-305	INS WATER	\$0.00	\$88,200.00	\$68,906.25	78.12
25-00-306	INS SEWER	\$0.00	\$67,200.00	\$54,031.25	80.40
25-00-307	INS ELECTRIC	\$0.00	\$171,360.00	\$140,831.25	82.18
25-00-308	INS RESERVES	\$0.00	\$112,706.60	\$0.00	0.00
25-00-381	INSURANCE SURPLUS INTEREST	\$843.75	\$0.00	\$4,532.22	999.99
25-00-399	INTERFUND TRANSFERS	\$62,862.08	\$0.00	\$28,279.71	999.99
REVENUE DEPARTMENT 00		\$63,705.83	\$784,706.60	\$587,561.93	74.87

G/L ACCT NUMBER	TITLE	LAST YR YEAR 23 ACTUAL	CURR YR YEAR 24 BUDGET	CURR YR YEAR 24 YTD	PERCENT REV/EXP
25	INSURANCE STABILITY FUND EXPENSES				
25-30-500	INS PREMIUM	\$0.00	\$453,456.60	\$379,983.71	83.79
25-30-501	INS DEDUCTIBLE	\$0.00	\$331,250.00	\$84,219.65	25.42
25-30-502	INS OTHER	\$0.00	\$0.00	\$36,933.27	999.99
EXPENSE DEPARTMENT 30		\$0.00	\$784,706.60	\$501,136.63	63.86
REVENUE FUND 25		\$63,705.83	\$784,706.60	\$587,561.93	74.87
EXPENSE FUND 25		\$0.00	\$784,706.60	\$501,136.63	63.86
NET INCOME/LOSS FUND 25		\$63,705.83	\$0.00	\$86,425.30	.00
NET INCOME/LOSS FUND 25		\$63,705.83	\$0.00	\$86,425.30	.00

G/L ACCT NUMBER	TITLE	LAST YR YEAR 23 ACTUAL	CURR YR YEAR 24 BUDGET	CURR YR YEAR 24 YTD	PERCENT REV/EXP
51	WATER FUND				
	REVENUE				
51-00-353	WR WATER PENALTIES	\$3,615.48	\$5,000.00	\$3,037.19	60.74
51-00-357	WR DEPR CHARGE	\$105,339.52	\$106,000.00	\$89,529.56	84.46
51-00-358	WR CAPITAL RESERVE CHARGE	\$22,348.02	\$23,000.00	\$19,008.97	82.64
51-00-361	WR WATER SALES	\$699,313.65	\$750,000.00	\$666,499.15	88.86
51-00-364	WR WATER SALES AT PLANT	\$8,357.76	\$7,500.00	\$7,346.25	97.95
51-00-365	WR TAP-ON FEES	\$10,500.00	\$9,000.00	\$3,000.00	33.33
51-00-366	WR CONN CHRGS/DEL REC	\$3,370.00	\$2,000.00	\$1,750.00	87.50
51-00-367	WR MET, SUP, LABOR SLS	\$48,644.13	\$50,000.00	\$23,818.37	47.63
51-00-380	WR SCRAPED ITEMS REVENUE	\$0.00	\$1,000.00	\$0.00	0.00
51-00-381	WR INTEREST INCOME	\$11,405.74	\$10,000.00	\$11,100.04	111.00
51-00-382	WR RENTAL INCOME (FIRE HYDRANT	\$10,395.00	\$10,000.00	\$10,395.00	103.95
51-00-389	WR OTHER REVENUE (From Reserve	\$7,982.10	\$5,000.00	\$4,574.16	91.48
51-00-395	WR REFDS/REIMBURSEMT	\$0.00	\$240,000.00	\$0.00	0.00
51-00-399	WR INTERFUND TRANSFERS	\$8,478.54CR	\$0.00	\$0.00	0.00
REVENUE DEPARTMENT 00		\$922,792.86	\$1,218,500.00	\$840,058.69	68.94

G/L ACCT NUMBER	TITLE	LAST YR YEAR 23 ACTUAL	CURR YR YEAR 24 BUDGET	CURR YR YEAR 24 YTD	PERCENT REV/EXP
51	WATER FUND				
	WATER FUND EXPENSES				
51-42-421	WR REGULAR SALARIES	\$249,547.42	\$256,900.00	\$203,152.93	79.07
51-42-421.1	WR VACATION	\$0.00	\$2,000.00	\$0.00	0.00
51-42-422	WR TEMP SALARIES	\$7,958.70	\$8,500.00	\$9,546.46	112.31
51-42-423	WR OVERTIME	\$9,580.71	\$8,500.00	\$8,282.71	97.44
51-42-423.1	WR COMP	\$796.60	\$1,500.00	\$0.00	0.00
51-42-431	WR ELECTED SALARIES	\$15,145.26	\$15,500.00	\$9,348.96	60.31
51-42-451	WR HEALTH INSURANCE	\$54,523.17	\$88,200.00	\$68,906.25	78.12
51-42-453	WR UNEMPLOYMENT INSURANCE	\$412.98	\$375.00	\$216.44	57.71
51-42-454	WR WORKERS COMP INS	\$9,068.79	\$10,000.00	\$7,086.53	70.86
51-42-461	WR SOCIAL SECURITY	\$21,977.42	\$22,200.00	\$17,639.19	79.45
51-42-462	WR IMRF RETIREMENT	\$15,244.39	\$12,000.00	\$10,404.15	86.70
51-42-462.2	WR IMRF PENSION ADJ	\$14,442.00CR	\$0.00	\$0.00	0.00
51-42-471	WR UNIFORM RENTAL	\$3,795.38	\$6,000.00	\$3,351.09	55.85
51-42-480	WR FUNDS USED FRM SCRAPED PROC	\$210.55	\$0.00	\$0.00	0.00
51-42-512	WR SERVICES, EQUIPMT	\$8,237.96	\$5,500.00	\$6,852.17	124.58
51-42-513	WR SERVICES, VEHICLES	\$2,171.01	\$5,000.00	\$256.01	5.12
51-42-515	WR SERV, INFRASTRUCTURE	\$135.00	\$3,000.00	\$0.00	0.00
51-42-517	WR SERV, LAWN MOWING	\$0.00	\$1,000.00	\$0.00	0.00
51-42-519	WR SERVICES, OTHER	\$2,537.00	\$0.00	\$0.00	0.00
51-42-532	WR ENGINEERING	\$10,580.25	\$40,000.00	\$25,800.00	64.50
51-42-533	WR LEGAL	\$4,631.75	\$7,500.00	\$4,154.75	55.39
51-42-534	WR MEDICAL	\$22,475.02	\$0.00	\$4,461.66	999.99
51-42-534.1	WR MEDICAL/RETIRES	\$2,641.56	\$7,950.00	\$3,826.27	48.12
51-42-539	WR OTHER PROF SERVICES	\$30,470.89	\$25,000.00	\$27,317.10	109.26
51-42-551	WR POSTAGE	\$3,377.20	\$0.00	\$0.00	0.00
51-42-552	WR TELEPHONE	\$4,926.95	\$4,000.00	\$3,169.12	79.22
51-42-553	WR PUBLISH, ADVERTISING	\$1,382.15	\$2,500.00	\$16.40	0.65
51-42-560	WR IML CONFERENCE	\$0.00	\$3,000.00	\$1,166.46	38.88
51-42-561	WR DUES	\$958.95	\$1,600.00	\$727.45	45.46
51-42-562	WR TRAVEL EXPENSES	\$22.66	\$1,500.00	\$103.71	6.91
51-42-563	WR TRAINING	\$2,451.48	\$2,500.00	\$1,165.00	46.60
51-42-571	WR UTILITIES	\$5,280.36	\$5,500.00	\$3,120.57	56.73
51-42-575	WR WATER PURCHASES	\$413,771.96	\$350,000.00	\$364,776.87	104.22
51-42-592	WR GENERAL/LIABILITY INS	\$10,932.41	\$12,000.00	\$0.00	0.00
51-42-593	WR RENTALS	\$475.15	\$1,000.00	\$0.00	0.00
51-42-611	WR SUPPLIES, BUILDING	\$320.75	\$500.00	\$0.00	0.00
51-42-612	WR SUPPLIES, EQUIPMT	\$4,438.95	\$5,000.00	\$830.24	16.60
51-42-613	WR SUPPLIES, VEHICLES	\$968.64	\$1,500.00	\$139.70	9.31
51-42-614	WR SUPPLIES, STREET	\$1,282.63	\$1,000.00	\$151.00	15.10
51-42-615	WR SUPPL, INFRASTRUCTURE	\$62,485.53	\$50,000.00	\$42,590.14	85.18
51-42-619	WR SUPPLIES, OTHER	\$390.50	\$8,500.00	\$6,968.94	81.98
51-42-651	WR OFFICE SUPPLIES	\$860.94	\$5,500.00	\$4,274.98	77.72
51-42-652	WR OPERATING SUPPLIES	\$5,679.88	\$0.00	\$0.00	0.00
51-42-653	WR SMALL TOOLS	\$629.33	\$2,000.00	\$391.52	19.57
51-42-655	WR AUTO FUEL/OIL	\$12,843.76	\$9,000.00	\$10,576.90	117.52
51-42-656	WR CHEMICALS	\$821.82	\$2,500.00	\$1,109.54	44.38
51-42-657	WR LAB SUPPLIES	\$5,761.08	\$6,000.00	\$861.11	14.35
51-42-657.1	WR LAB FEES	\$0.00	\$5,000.00	\$3,652.92	73.05
51-42-658	WR SAFETY EQUIPMENT	\$915.29	\$1,000.00	\$887.31	88.73
51-42-659	WR OTHER GEN SUPPLIES	\$1,689.97	\$0.00	\$0.00	0.00
51-42-722	WR IEPA LOAN INT L17-1284	\$1,732.95	\$0.00	\$0.00	0.00
51-42-831	WR EQUIPMENT	\$0.00	\$13,000.00	\$0.00	0.00
51-42-831.3	WR EQUIPMENT(SKID STEER)	\$0.00	\$2,900.00	\$0.00	0.00
51-42-831.4	WR EQUIPMENT(HYDRO EXCAVATOR)	\$0.00	\$3,200.00	\$4,684.88	146.40
51-42-831.5	WR EQUIPMENT(BORING MACHINE)	\$0.00	\$5,800.00	\$5,791.93	99.86
51-42-835	WR COMPUTER	\$931.50	\$1,000.00	\$0.00	0.00
51-42-841	WR TRUCK	\$0.00	\$17,000.00	\$10,000.00	58.82
51-42-843	WR RADIO READ METERS	\$24,526.28	\$25,000.00	\$23,703.80	94.81
51-42-852	WR MISC WATER MAIN REPLC	\$0.00	\$140,000.00	\$0.00	0.00
51-42-951	WR DEPRECIATION	\$136,907.68	\$0.00	\$0.00	0.00
51-42-955	WR REFUNDS	\$1,811.27	\$0.00	\$0.00	0.00

G/L ACCT NUMBER	TITLE	LAST YR YEAR 23 ACTUAL	CURR YR YEAR 24 BUDGET	CURR YR YEAR 24 YTD	PERCENT REV/EXP
51	WATER FUND				
EXPENSE DEPARTMENT 42		\$1,166,277.83	\$1,215,625.00	\$901,463.16	74.15
REVENUE FUND 51		\$922,792.86	\$1,218,500.00	\$840,058.69	68.94
EXPENSE FUND 51		\$1,166,277.83	\$1,215,625.00	\$901,463.16	74.15
NET INCOME/LOSS FUND 51		\$243,484.97CR	\$2,875.00	\$61,404.47CR	.00
NET INCOME/LOSS FUND 51		\$243,484.97CR	\$2,875.00	\$61,404.47CR	.00

G/L ACCT NUMBER	TITLE	LAST YR YEAR 23 ACTUAL	CURR YR YEAR 24 BUDGET	CURR YR YEAR 24 YTD	PERCENT REV/EXP
52	SEWER FUND				
	REVENUES				
52-00-353	SR SEWER PENALTIES	\$5,884.76	\$5,500.00	\$4,550.92	82.74
52-00-362	SR SEWER CHARGES	\$1,258,254.41	\$1,060,000.00	\$1,041,531.12	98.25
52-00-365	SR TAP-ON FEES	\$11,250.00	\$7,000.00	\$3,000.00	42.85
52-00-367	SR METER, SUP, LABOR SLS	\$2.94	\$0.00	\$0.00	0.00
52-00-380	SR SCRAPED ITEMS REVENUE	\$0.00	\$0.00	\$387.60	999.99
52-00-381	SR INTEREST INCOME	\$3,418.78	\$0.00	\$11,732.56	999.99
52-00-389	SR OTHER REVENUE (From Reserve)	\$0.00	\$5,000,000.00	\$1,773,205.68	35.46
52-00-398	SR INTERFUND TRANSFER	\$7.50CR	\$0.00	\$0.00	0.00
REVENUE DEPARTMENT 00		\$1,278,803.39	\$6,072,500.00	\$2,834,407.88	46.67

G/L ACCT NUMBER	TITLE	LAST YR YEAR 23 ACTUAL	CURR YR YEAR 24 BUDGET	CURR YR YEAR 24 YTD	PERCENT REV/EXP
52	SEWER FUND				
	EXPENSES				
52-43-421	SR REGULAR SALARIES	\$199,045.53	\$204,400.00	\$161,486.82	79.00
52-43-421.1	SR VACATION	\$0.00	\$1,500.00	\$0.00	0.00
52-43-422	SR TEMP SALARIES	\$7,958.70	\$8,500.00	\$9,546.46	112.31
52-43-423	SR OVERTIME	\$8,163.37	\$12,000.00	\$7,887.68	65.73
52-43-423.1	SR COMP	\$796.60	\$1,000.00	\$0.00	0.00
52-43-431	SR ELECTED SALARIES	\$15,145.26	\$15,500.00	\$9,348.96	60.31
52-43-451	SR HEALTH INSURANCE	\$54,523.18	\$67,200.00	\$54,031.25	80.40
52-43-453	SR UNEMPLOYMENT INSURANCE	\$412.98	\$300.00	\$198.29	66.09
52-43-454	SR WORKERS COMP INS	\$9,899.80	\$17,500.00	\$10,207.89	58.33
52-43-461	SR SOCIAL SECURITY	\$17,941.41	\$18,500.00	\$14,421.51	77.95
52-43-462	SR IMRF RETIREMENT	\$11,498.17	\$9,800.00	\$8,242.97	84.11
52-43-462.2	SR IMRF PENSION ADJUSTMENT	\$9,897.00CR	\$3,000.00	\$0.00	0.00
52-43-471	SR UNIFORM RENTAL	\$3,795.51	\$6,000.00	\$3,351.17	55.85
52-43-480	SR FUNDS USED FRM SCRAP PROCEE	\$117.80	\$0.00	\$0.00	0.00
52-43-512	SR SERVICES, EQUIPMT	\$11,809.76	\$20,000.00	\$9,966.30	49.83
52-43-513	SR SERVICES, VEHICLES	\$2,201.05	\$4,000.00	\$256.03	6.40
52-43-515	SR SERV, INFRAS/HYDRO CNT	\$8,935.00	\$50,000.00	\$4,000.00	8.00
52-43-519	SR SERVICES, OTHER	\$730.00	\$3,000.00	\$0.00	0.00
52-43-530	SR NPDES STATE PERMIT	\$10,000.00	\$10,000.00	\$10,000.00	100.00
52-43-532	SR ENGINEERING	\$23,051.44	\$20,000.00	\$2,300.00	11.50
52-43-533	SR LEGAL	\$6,033.09	\$10,000.00	\$5,306.71	53.06
52-43-534	SR MEDICAL	\$19,730.46	\$0.00	\$0.00	0.00
52-43-534.1	SR MEDICAL/RETIREEES	\$2,641.60	\$8,000.00	\$3,826.37	47.82
52-43-539	SR OTHER PROF SERVICES	\$32,997.03	\$300,000.00	\$28,921.52	9.64
52-43-551	SR POSTAGE	\$2,984.38	\$0.00	\$0.00	0.00
52-43-552	SR TELEPHONE	\$9,062.06	\$9,000.00	\$6,638.03	73.75
52-43-553	SR PUBLISH,ADVERTISING	\$66.00	\$1,000.00	\$16.40	1.64
52-43-555	SR SEWER BACKUP REIMB	\$0.00	\$10,000.00	\$0.00	0.00
52-43-560	SR IML CONFERENCE	\$0.00	\$3,000.00	\$1,166.52	38.88
52-43-561	SR DUES	\$575.95	\$1,200.00	\$711.20	59.26
52-43-562	SR TRAVEL EXPENSES	\$39.68	\$1,000.00	\$95.67	9.56
52-43-563	SR TRAINING	\$3,903.48	\$3,000.00	\$815.00	27.16
52-43-571	SR UTILITIES	\$21,719.57	\$20,000.00	\$16,804.95	84.02
52-43-577	SR FUEL PURCHASES	\$0.00	\$2,500.00	\$0.00	0.00
52-43-592	SR GENERAL/LIABILITY INS	\$10,918.31	\$12,000.00	\$0.00	0.00
52-43-593	SR RENTALS	\$147.90	\$1,000.00	\$0.00	0.00
52-43-611	SR SUPPLIES, BUILDING	\$248.70	\$10,000.00	\$629.66	6.29
52-43-612	SR SUPPLIES, EQUIPMT	\$4,017.86	\$4,000.00	\$1,156.16	28.90
52-43-613	SR SUPPLIES, VEHICLES	\$936.86	\$1,500.00	\$249.66	16.64
52-43-615	SR SUPPL, INFRASTRUCTURE	\$6,037.58	\$20,000.00	\$1,743.91	8.71
52-43-619	SR SUPPLIES, OTHER	\$772.07	\$7,000.00	\$6,668.77	95.26
52-43-651	SR OFFICE SUPPLIES	\$900.98	\$5,000.00	\$3,504.94	70.09
52-43-652	SR OPERATING SUPPLIES	\$5,171.68	\$0.00	\$0.00	0.00
52-43-653	SR SMALL TOOLS	\$1,847.12	\$1,000.00	\$92.80	9.28
52-43-655	SR AUTO FUEL/OIL	\$12,843.87	\$12,000.00	\$10,576.96	88.14
52-43-656	SR CHEMICALS	\$21,051.83	\$13,000.00	\$2,756.70	21.20
52-43-657	SR LAB SUPPLIES	\$8,685.39	\$7,500.00	\$6,020.93	80.27
52-43-657.1	SR LAB FEES	\$0.00	\$10,000.00	\$3,632.79	36.32
52-43-658	SR SAFETY EQUIPMENT	\$1,445.98	\$3,000.00	\$1,537.21	51.24
52-43-659	SR OTHER GEN SUPPLIES	\$1,217.72	\$0.00	\$0.00	0.00
52-43-712	SR IEPA LOAN/PRIN L173647	\$0.00	\$27,000.00	\$14,843.31	54.97
52-43-714	SR IEPA LOAN/PRIN L17-4944	\$0.00	\$51,000.00	\$52,341.36	102.63
52-43-722	SR IEPA LOAN INT L17-3647	\$9,213.17	\$10,000.00	\$3,804.76	38.04
52-43-724	SR IEPA LOAN/INT L17-4944	\$16,133.40	\$17,000.00	\$15,173.26	89.25
52-43-831	SR EQUIPMENT	\$0.00	\$15,500.00	\$0.00	0.00
52-43-831.3	SR EQUIPMENT(SKID STEER)	\$0.00	\$3,000.00	\$0.00	0.00
52-43-831.4	SR EQUIPMENT(HYDRO EXCAVATOR)	\$0.00	\$5,000.00	\$4,684.88	93.69
52-43-835	SR COMPUTER	\$931.50	\$1,000.00	\$0.00	0.00
52-43-841	SR TRUCK	\$0.00	\$26,500.00	\$20,010.89	75.51
52-43-852	SR LIFT STA REP.	\$28,320.00	\$5,000.00	\$3,021.40	60.42
52-43-880	SR NEW SEWER PLANT	\$23,369.61	\$4,950,000.00	\$1,843,657.09	37.24

G/L ACCT NUMBER	TITLE	LAST YR YEAR 23 ACTUAL	CURR YR YEAR 24 BUDGET	CURR YR YEAR 24 YTD	PERCENT REV/EXP
52	SEWER FUND				
52-43-920	SR MISCELLANEOUS	\$0.00	\$7,500.00	\$272.62	3.63
52-43-951	SR DEPRECIATION	\$130,007.00	\$0.00	\$0.00	0.00
52-43-955	SR REFUNDS	\$1,981.60	\$2,000.00	\$0.00	0.00
EXPENSE DEPARTMENT 43		\$762,081.99	\$6,068,400.00	\$2,365,927.76	38.98

G/L ACCT NUMBER	TITLE	LAST YR YEAR 23 ACTUAL	CURR YR YEAR 24 BUDGET	CURR YR YEAR 24 YTD	PERCENT REV/EXP
52	SEWER FUND				
REVENUE FUND 52		\$1,278,803.39	\$6,072,500.00	\$2,834,407.88	46.67
EXPENSE FUND 52		\$762,081.99	\$6,068,400.00	\$2,365,927.76	38.98
NET INCOME/LOSS FUND 52		\$516,721.40	\$4,100.00	\$468,480.12	.00
NET INCOME/LOSS FUND 52		\$516,721.40	\$4,100.00	\$468,480.12	.00

G/L ACCT NUMBER	TITLE	LAST YR YEAR 23 ACTUAL	CURR YR YEAR 24 BUDGET	CURR YR YEAR 24 YTD	PERCENT REV/EXP
53	ELECTRIC FUND				
	REVENUE				
53-00-308	EL NEW DEVELOPMENT COST SHARE	\$0.00	\$250,000.00	\$0.00	0.00
53-00-344	EL GRANTS(IMEA)	\$5,544.56	\$10,000.00	\$0.00	0.00
53-00-350	EL RETURN CHECK FEE	\$1,487.16	\$0.00	\$983.62	999.99
53-00-353	EL ELECTRIC PENALTIES	\$19,439.21	\$12,000.00	\$13,405.75	111.71
53-00-363	EL SALES	\$4,959,172.56	\$5,300,000.00	\$3,935,045.67	74.24
53-00-365	EL TAP IN FEES	\$11,550.00	\$7,000.00	\$6,050.00	86.42
53-00-366	EL CONN/T CONN/CHARGES	\$7,170.00	\$5,000.00	\$4,000.00	80.00
53-00-367	EL MET, SUP, LABOR SAL	\$28,466.14	\$0.00	\$0.00	0.00
53-00-380	EL SCRAPED ITEMS REVENUE	\$454.39	\$0.00	\$824.26	999.99
53-00-381	EL INTEREST INCOME	\$37,431.31	\$40,000.00	\$41,369.21	103.42
53-00-382	EL NIGHT LIGHT RENTAL	\$28,822.60	\$30,000.00	\$23,480.21	78.26
53-00-395	EL REFUNDS, REIMBURSE (Fuel)	\$14,491.26	\$60,000.00	\$45,053.80	75.08
53-00-397	EL MISC REFUNDS/REIMBURSEMENTS	\$5,872.51	\$10,000.00	\$26,132.96	261.32
53-00-399	EL INTERFUND TRANSFERS	\$25,129.83CR	\$0.00	\$0.00	0.00
REVENUE DEPARTMENT 00		\$5,094,771.87	\$5,724,000.00	\$4,096,345.48	71.56

G/L ACCT NUMBER	TITLE	LAST YR YEAR 23 ACTUAL	CURR YR YEAR 24 BUDGET	CURR YR YEAR 24 YTD	PERCENT REV/EXP
53	ELECTRIC FUND EXPENSES				
53-40-421	EL REGULAR SALARIES	\$552,924.88	\$563,000.00	\$451,343.70	80.16
53-40-421.1	EL VACATION	\$0.00	\$5,000.00	\$0.00	0.00
53-40-422	EL TEMP SALARIES	\$7,958.70	\$8,500.00	\$9,546.46	112.31
53-40-423	EL OVERTIME	\$14,997.89	\$15,500.00	\$15,509.39	100.06
53-40-423.1	EL COMP	\$2,053.04	\$3,150.00	\$0.00	0.00
53-40-431	EL ELECTED SALARIES	\$18,182.76	\$19,000.00	\$11,073.96	58.28
53-40-451	EL HEALTH INSURANCE	\$95,339.69	\$171,360.00	\$140,831.25	82.18
53-40-453	EL UNEMPLOYMENT INSURANCE	\$1,126.99	\$800.00	\$323.81	40.47
53-40-454	EL WORKERS COMP INS	\$21,591.77	\$23,000.00	\$12,823.19	55.75
53-40-461	EL SOCIAL SECURITY	\$45,598.61	\$46,300.00	\$37,310.59	80.58
53-40-462	EL IMRF RETIREMENT	\$32,583.87	\$26,000.00	\$22,851.27	87.88
53-40-462.2	EL IMRF PENSION ADJUSTMENT	\$26,047.00CR	\$0.00	\$0.00	0.00
53-40-471	EL UNIFORM RENTAL	\$8,898.17	\$6,800.00	\$7,587.93	111.58
53-40-480	EL FUNDS USED FRM SCRAPED PROC	\$245.58	\$0.00	\$0.00	0.00
53-40-511	EL SERVICES, BUILDING	\$2,376.00	\$5,000.00	\$1,281.49	25.62
53-40-512	EL SERVICES, EQUIPMT	\$6,089.20	\$30,000.00	\$4,303.64	14.34
53-40-513	EL SERVICES, VEHICLES	\$12,645.58	\$15,000.00	\$10,792.42	71.94
53-40-515	EL SERV, INFRASTRUCTURE	\$22,154.69	\$20,000.00	\$7,165.00	35.82
53-40-517	EL SERVICES, CAT GEN	\$42,824.60	\$35,000.00	\$48,272.94	137.92
53-40-519	EL SERVICES, OTHER	\$2,037.40	\$0.00	\$0.00	0.00
53-40-520	EL POWER PLANT ENGINE REPAIR	\$2,644.68	\$0.00	\$0.00	0.00
53-40-532	EL ENGINEERING	\$12,950.06	\$45,000.00	\$10,903.57	24.23
53-40-533	EL LEGAL	\$4,389.36	\$10,000.00	\$5,111.21	51.11
53-40-534	EL MEDICAL	\$38,634.84	\$0.00	\$13,619.80	999.99
53-40-534.1	EL MEDICAL/RETIREEES	\$3,045.24	\$5,000.00	\$4,121.07	82.42
53-40-539	EL OTHER PROF SERVICES	\$20,661.19	\$50,000.00	\$27,611.49	55.22
53-40-551	EL POSTAGE	\$3,019.33	\$0.00	\$0.00	0.00
53-40-552	EL TELEPHONE	\$7,330.38	\$8,000.00	\$4,895.33	61.19
53-40-553	EL PUBLISH,ADVERTISING	\$207.45	\$1,000.00	\$0.00	0.00
53-40-560	EL IML CONFERENCE	\$0.00	\$3,000.00	\$1,166.52	38.88
53-40-561	EL DUES	\$302.25	\$2,500.00	\$433.50	17.34
53-40-562	EL TRAVEL EXPENSES	\$5,408.21	\$5,000.00	\$593.59CR	11.87-
53-40-563	EL TRAINING	\$3,722.73	\$9,000.00	\$3,170.34	35.22
53-40-571	EL UTILITIES	\$11,412.31	\$12,000.00	\$6,836.66	56.97
53-40-576	EL ELECTRICITY PURCHASES	\$3,218,035.41	\$3,260,000.00	\$2,408,089.88	73.86
53-40-577	EL FUEL PURCHASES(GENERATORS)	\$0.00	\$60,000.00	\$71,461.61	119.10
53-40-578	EL PERMITS	\$2,208.00	\$3,500.00	\$2,258.00	64.51
53-40-592	EL GENERAL/LIABILITY INS	\$100,812.34	\$117,000.00	\$0.00	0.00
53-40-593	EL RENTALS	\$586.98	\$1,000.00	\$0.00	0.00
53-40-611	EL SUPPLIES, BUILDING	\$1,929.69	\$3,000.00	\$406.45	13.54
53-40-612	EL SUPPLIES, EQUIPMT	\$871.24	\$5,000.00	\$4,089.34	81.78
53-40-613	EL SUPPLIES, VEHICLES	\$448.92	\$5,000.00	\$294.00	5.88
53-40-615	EL SUPPL, INFRASTRUCTURE	\$80,590.58	\$70,000.00	\$89,625.68	128.03
53-40-617	EL SUPPLIES, STREET LIGHTING	\$1,084.76	\$0.00	\$0.00	0.00
53-40-617.1	EL-STREET LIGHTING/IMEA GRANT	\$0.00	\$5,000.00	\$30.98	0.61
53-40-619	EL SUPPLIES, OTHER	\$1,115.87	\$1,000.00	\$7.99	0.79
53-40-620	EL POWER PLANT PARTS	\$4,214.65	\$2,500.00	\$1,460.23	58.40
53-40-651	EL OFFICE SUPPLIES	\$941.24	\$5,000.00	\$3,213.75	64.27
53-40-652	EL OPERATING SUPPLIES	\$6,134.03	\$7,000.00	\$6,802.62	97.18
53-40-653	EL SMALL TOOLS	\$2,482.81	\$3,000.00	\$1,908.80	63.62
53-40-655	EL AUTO FUEL/OIL	\$10,688.76	\$15,000.00	\$8,773.53	58.49
53-40-656	EL CHEMICALS	\$557.80	\$3,000.00	\$776.10	25.87
53-40-658	EL SAFETY EQUIPMENT	\$6,419.11	\$10,000.00	\$2,315.63	23.15
53-40-659	EL OTHER GEN SUPPLIES	\$1,450.44	\$2,500.00	\$1,275.28	51.01
53-40-711	EL BOND DEBT SERVICE	\$400,913.50	\$385,000.00	\$380,000.00	98.70
53-40-721	EL INTEREST EXPENSE	\$15,913.50	\$0.00	\$0.00	0.00
53-40-722	EL INTEREST EXPENSE	\$12,692.61CR	\$15,000.00	\$11,948.00	79.65
53-40-731	EL FRANCHISE FEE	\$247,987.30	\$250,000.00	\$182,007.62	72.80
53-40-831	EL EQUIP-BACKHOE/POLE	\$0.00	\$12,000.00	\$0.00	0.00
53-40-831.3	EL EQUIPMENT(SKID STEER)	\$0.00	\$5,000.00	\$0.00	0.00
53-40-831.4	EL EQUIPMENT(HYDRO EXCAVATOR)	\$0.00	\$10,500.00	\$9,369.78	89.23

G/L ACCT NUMBER	TITLE	LAST YR YEAR 23 ACTUAL	CURR YR YEAR 24 BUDGET	CURR YR YEAR 24 YTD	PERCENT REV/EXP
53	ELECTRIC FUND				
53-40-831.5	EL EQUIPMENT(BORING MACHINE)	\$0.00	\$18,300.00	\$17,375.76	94.94
53-40-833	EL CHRISTMAS LIGHTS	\$4,968.52	\$500.00	\$246.78	49.35
53-40-835	EL COMPUTERS	\$931.50	\$3,000.00	\$0.00	0.00
53-40-840	EL FORESTRY/CHIP TRUCK	\$0.00	\$30,000.00	\$0.00	0.00
53-40-843	EL RADIO READ METERS	\$7,005.00	\$20,000.00	\$1,539.21	7.69
53-40-898	EL NEW DEVELOPMENT INFRASTRUCT	\$795.34	\$250,000.00	\$0.00	0.00
53-40-913	EL COMMUNITY RELATIONS(BANNERS)	\$33.07	\$0.00	\$0.00	0.00
53-40-951	EL DEPRECIATION	\$550,167.36	\$0.00	\$0.00	0.00
EXPENSE DEPARTMENT 40		\$5,633,905.56	\$5,721,710.00	\$4,063,569.96	71.02

G/L ACCT NUMBER	TITLE	LAST YR YEAR 23 ACTUAL	CURR YR YEAR 24 BUDGET	CURR YR YEAR 24 YTD	PERCENT REV/EXP
53	ELECTRIC FUND				
REVENUE FUND 53		\$5,094,771.87	\$5,724,000.00	\$4,096,345.48	71.56
EXPENSE FUND 53		\$5,633,905.56	\$5,721,710.00	\$4,063,569.96	71.02
NET INCOME/LOSS FUND 53		\$539,133.69CR	\$2,290.00	\$32,775.52	.00
NET INCOME/LOSS FUND 53		\$539,133.69CR	\$2,290.00	\$32,775.52	.00

G/L ACCT NUMBER	TITLE	LAST YR YEAR 23 ACTUAL	CURR YR YEAR 24 BUDGET	CURR YR YEAR 24 YTD	PERCENT REV/EXP
58	POOL				
	REVENUES				
58-00-348	SWP PASS SALES OUT/TOWN	\$9,615.00	\$9,500.00	\$12,730.00	134.00
58-00-373	SWP WATER AEROBICS	\$94.00	\$100.00	\$450.00	450.00
58-00-374	SWP ADMISSION SALES	\$33,777.75	\$31,000.00	\$37,013.25	119.39
58-00-376	SWP CONCESSION SALES	\$25,840.61	\$25,000.00	\$27,237.26	108.94
58-00-377	SWP 10 DAY PASS SALES	\$10,970.00	\$11,000.00	\$8,900.00	80.90
58-00-378	SWP PASS SALES	\$12,105.00	\$12,000.00	\$13,642.50	113.68
58-00-379	SWP USER FEES	\$3,800.00	\$3,700.00	\$3,500.00	94.59
58-00-382	SWP RNTL INC-PARTY SALE	\$10,985.00	\$8,500.00	\$7,360.00	86.58
58-00-389.1	SWP OTHER REVENU-TAX LEVY	\$48,892.19	\$53,180.00	\$53,120.66	99.88
58-00-399	SWP INTERFUND TRANSFER (Gen. F	\$32,451.01	\$32,200.00	\$0.00	0.00
REVENUE DEPARTMENT 00		\$188,530.56	\$186,180.00	\$163,953.67	88.06

G/L ACCT NUMBER	TITLE	LAST YR YEAR 23 ACTUAL	CURR YR YEAR 24 BUDGET	CURR YR YEAR 24 YTD	PERCENT REV/EXP
58	POOL				
	EXPENSES				
58-55-421	SWP MANAGER SALARIES	\$16,599.14	\$17,500.00	\$16,283.10	93.04
58-55-422	SWP SAL GAURDS	\$49,587.00	\$54,000.00	\$56,026.75	103.75
58-55-453	SWP UNEMPLOYMENT INSURANCE	\$479.87	\$600.00	\$614.66	102.44
58-55-454	SWP WORKERS COMP INS	\$2,257.41	\$3,000.00	\$1,771.59	59.05
58-55-461	SWP SOCIAL SECURITY	\$5,063.24	\$5,300.00	\$5,531.72	104.37
58-55-519	SWP SERVICES, OTHER	\$4,142.33	\$2,500.00	\$2,759.00	110.36
58-55-552	SWP TELEPHONE	\$790.48	\$1,000.00	\$496.57	49.65
58-55-553	SWP PUBLISH,ADVERTISING	\$75.63	\$500.00	\$0.00	0.00
58-55-554	SWP PRINTING, COPYING	\$55.00	\$500.00	\$58.00	11.60
58-55-561	SWP DUES	\$50.00	\$100.00	\$60.00	60.00
58-55-563	SWP TRAINING	\$1,969.90	\$2,500.00	\$1,643.45	65.73
58-55-592	SWP GENERAL INS	\$1,874.95	\$3,500.00	\$0.00	0.00
58-55-611	SWP SUPPLIES, BUILDING	\$2,110.87	\$2,000.00	\$3,238.82	161.94
58-55-612	SWP SUPPLIES, EQUIPMT	\$886.82	\$1,000.00	\$3,129.37	312.93
58-55-652	SWP OPERATING SUPPLIES	\$4,445.50	\$2,500.00	\$4,047.60	161.90
58-55-656	SWP CHEMICALS	\$18,763.73	\$9,000.00	\$6,959.53	77.32
58-55-657	SWP CONCESSION SUPPLIES	\$12,123.70	\$12,000.00	\$13,301.96	110.84
58-55-659	SWP OTHER GEN SUPPLIES	\$770.25	\$1,000.00	\$1,197.08	119.70
58-55-711	SWP BOND INTEREST	\$3,578.00	\$3,180.00	\$3,100.50	97.50
58-55-712	SWP Debt Service - Bonds	\$0.00	\$50,000.00	\$50,000.00	100.00
58-55-824	SWP UPGRADES	\$6,924.50	\$10,000.00	\$15,653.50	156.53
58-55-825	SWP PATIO FURNITURE	\$3,111.92	\$3,000.00	\$0.00	0.00
58-55-826	SWP BATH HOUSE RENOVATIONS	\$7,473.58	\$2,000.00	\$0.00	0.00
58-55-950	SWP AMORTIZATION	\$1,340.02	\$0.00	\$0.00	0.00
58-55-951	SWP DEPRECIATION	\$68,889.01	\$0.00	\$0.00	0.00
58-55-955	SWP PASS REFUNDS	\$50.00	\$0.00	\$0.00	0.00
EXPENSE DEPARTMENT 55		\$213,412.85	\$186,680.00	\$185,873.20	99.56
REVENUE FUND 58		\$188,530.56	\$186,180.00	\$163,953.67	88.06
EXPENSE FUND 58		\$213,412.85	\$186,680.00	\$185,873.20	99.56
NET INCOME/LOSS FUND 58		\$24,882.29CR	\$500.00CR	\$21,919.53CR	.00
NET INCOME/LOSS FUND 58		\$24,882.29CR	\$500.00CR	\$21,919.53CR	.00

G/L ACCT NUMBER	TITLE	LAST YR YEAR 23 ACTUAL	CURR YR YEAR 24 BUDGET	CURR YR YEAR 24 YTD	PERCENT REV/EXP
60	ELECTRIC BONDS REVENUE				
60-00-381	BOND INTEREST	\$11.80	\$0.00	\$0.00	0.00
REVENUE DEPARTMENT 00		\$11.80	\$0.00	\$0.00	.00

G/L ACCT NUMBER	TITLE	LAST YR YEAR 23 ACTUAL	CURR YR YEAR 24 BUDGET	CURR YR YEAR 24 YTD	PERCENT REV/EXP
60	ELECTRIC BONDS EXPENSES				
60-40-721	EB - INTEREST EXPENSE	\$14,681.50	\$0.00	\$0.00	0.00
60-40-950	AMORTIZATION	\$6,068.09	\$0.00	\$0.00	0.00
EXPENSE DEPARTMENT 40		\$20,749.59	\$0.00	\$0.00	.00
REVENUE FUND 60		\$11.80	\$0.00	\$0.00	.00
EXPENSE FUND 60		\$20,749.59	\$0.00	\$0.00	.00
NET INCOME/LOSS FUND 60		\$20,737.79CR	\$0.00	\$0.00	.00
NET INCOME/LOSS FUND 60		\$20,737.79CR	\$0.00	\$0.00	.00

SYS DATE 011724
[GGR]
DATE 01/16/24

Village of Freeburg
B U D G E T R E P O R T For Jan of 2024
Tuesday January 16, 2024

SYS TIME 10:53

PAGE 39

G/L ACCT NUMBER	TITLE	LAST YR YEAR 23 ACTUAL	CURR YR YEAR 24 BUDGET	CURR YR YEAR 24 YTD	PERCENT REV/EXP
62	NEW SEWER PLANT REVENUE				

SYS DATE 011724
[GGR]
DATE 01/16/24

Village of Freeburg
B U D G E T R E P O R T For Jan of 2024
Tuesday January 16, 2024

SYS TIME 10:53

PAGE 40

G/L ACCT NUMBER	TITLE	LAST YR YEAR 23 ACTUAL	CURR YR YEAR 24 BUDGET	CURR YR YEAR 24 YTD	PERCENT REV/EXP
62	NEW SEWER PLANT EXPENSES				

SYS DATE 011724
[GGR]
DATE 01/16/24

Village of Freeburg
B U D G E T R E P O R T For Jan of 2024
Tuesday January 16, 2024

SYS TIME 10:53

PAGE 41

G/L ACCT NUMBER	TITLE	LAST YR YEAR 23 ACTUAL	CURR YR YEAR 24 BUDGET	CURR YR YEAR 24 YTD	PERCENT REV/EXP
62	NEW SEWER PLANT				
REVENUE FUND 62		\$0.00	\$0.00	\$0.00	.00
EXPENSE FUND 62		\$0.00	\$0.00	\$0.00	.00
NET INCOME/LOSS FUND 62		\$0.00	\$0.00	\$0.00	.00
NET INCOME/LOSS FUND 62		\$0.00	\$0.00	\$0.00	.00

VILLAGE OF FREEBURG
MONTHLY TREASURER'S REPORT

SUMMARY OF RECEIPTS
08/31/23

Taxes & Miscellaneous Receipts

Sales Tax - May '23	\$60,000.39
Income Tax	45,256.12
Local Use Tax	13,865.81
Replacement Tax	492.20
Road & Bridge Tax	29,306.34
Telecommunications Tax	3,797.61
Motor Fuel Tax	16,351.93
Audit Tax	2,466.48
ESDA Tax	2,807.57
IMRF	43,766.38
Licenses & Fees	9,744.75
Garbage Fund & Penalties	22,687.11
Water Sales & Penalties	78,103.71
Sewer Charges & Penalties	110,175.04
Other Sewer Revenue	1,351,651.64
Electric Sales & Penalties	501,266.80
Tap-on Fees, Connection Charges & Supplies	34,675.53
Electric Franchise Fees	24,941.16
Video Gaming Tax	10,917.14
Police Protection Tax	17,527.48
IDNR	5.25
Insurance Revenues	56,421.03
St. Clair County Property Taxes	53,973.28
St. Clair County Traffic Fines	160.00
Side by Side Income	650.00
Swimming Pool Income	7,000.50
Swimming Pool Tax Levy	12,437.21
Total	\$2,510,448.46
Citizens - Cash Management Account	4,963.89
Interest Earned on Water, Sewer, Electric & Garbage Funds	3,031.53
Interest Income	28.16
MFT Interest Income	2,592.37
TIF Interest Income	82.03
Total	<u>10,697.98</u>
TOTAL RECEIPTS	<u>\$2,521,146.44</u>

Bryan A. Vogel

Bryan A. Vogel
Village Treasurer

VILLAGE OF FREEBURG
2023-2024 FISCAL YEAR RECEIPTS
08/31/23

<u>Month</u>	<u>Income Tax</u>	<u>Telecom. Tax</u>	<u>Interest</u>	<u>Sales Tax for Month of</u>
April	\$14,701.62	\$3,396.67	\$8,863.96	\$57,714.95
May	13,545.98	3,249.96	7,473.20	46,534.52
June	16,755.76	3,315.83	24,349.88	55,605.54
July	250,032.43	3,137.33	13,274.23	56,843.84
August	45,256.12	3,797.61	10,697.98	60,000.39
September				
October				
November				
December				
January				
February				
March				
TOTALS	<u>\$340,291.91</u>	<u>\$16,897.40</u>	<u>\$64,659.25</u>	<u>\$276,699.24</u>

<u>Month</u>	<u>MFT</u>	<u>Property Tax</u>	<u>Repl. PP Tax</u>	<u>Franchises</u>
April	\$14,250.62	\$0.00	\$2,327.35	\$15,191.70
May	16,278.95	0.00	3,776.09	16,585.88
June	16,548.33	0.00	0.00	16,838.26
July	17,187.58	56,970.55	3,052.80	21,873.75
August	16,351.93	53,973.28	492.20	24,941.16
September				
October				
November				
December				
January				
February				
March				
TOTALS	<u>\$80,617.41</u>	<u>\$110,943.83</u>	<u>\$9,648.44</u>	<u>\$95,430.75</u>

<u>Month</u>	<u>Utilities</u>	<u>Use Tax</u>	<u>Fines</u>	<u>Other</u>
April	\$683,102.11	\$64,273.23	\$496.96	\$141,428.79
May	530,842.23	110,221.05	2,068.92	197,765.50
June	547,516.24	51,683.49	114.00	130,292.52
July	676,591.62	(167,154.77)	217.00	227,294.23
August	2,063,884.30	13,865.81	160.00	227,725.66
September				
October				
November				
December				
January				
February				
March				
TOTALS	<u>\$4,501,936.50</u>	<u>\$72,888.81</u>	<u>\$3,056.88</u>	<u>\$924,506.70</u>

**VILLAGE OF FREEBURG
CASH-IN-BANKS, CHECKING
08/31/23**

	<u>Citizens</u>	<u>CSB</u>	<u>Citizens</u>	<u>IPTIP</u>	<u>Total</u>
General/Salary	\$121,268.63		\$1,287,065.30	\$1,116,768.28	\$2,525,102.21
Audit	0.00		5,659.82		5,659.82
ESDA	0.00		(2,267.58)		(2,267.58)
Garbage Disposal Fund	0.00	0.00	76,046.73		76,046.73
Motor Fuel Tax	0.00		44,429.84	537,698.62	582,128.46
Water Operations	0.00	0.00	(1,484,950.64)		(1,484,950.64)
Water Meter Deposits	0.00				0.00
Water Bond Issues			\$0.00		0.00
Sewer Operations	0.00	0.00	1,157,413.20		1,157,413.20
Sewer Meter Deposits	0.00				0.00
Sewer Capital Improveme	0.00		0.00		0.00
Sewer IEPA Loan	0.00				0.00
Sewer Bond Issues			0.00		0.00
Electric Operations	0.00	0.00	(432,980.26)		(432,980.26)
Electric Meter Deposits	0.00				0.00
Swimming Pool	0.00		6,180.76		6,180.76
Totals	<u>\$121,268.63</u>	<u>\$0.00</u>	<u>\$656,597.17</u>	<u>\$1,654,466.90</u>	<u>\$2,432,332.70</u>

VILLAGE OF FREEBURG
CERTIFICATES OF DEPOSIT & MONEY MARKET ACCOUNTS
08/31/23

	<u>Citizens-Impact</u>	<u>Citizens</u>	<u>Total</u>
General	\$22,603.74	\$576,039.61	\$598,643.35
Garbage Fund	\$0.00	\$729.43	\$729.43
Motor Fuel Tax	\$0.00	\$0.00	\$0.00
Water Operations	\$0.00	\$1,436,008.94	\$1,476,008.94
Sewer Operations	\$0.00	\$0.00	\$0.00
Sewer Meter Deposits	\$0.00	\$0.00	\$0.00
Sewer Capital Improvements	\$0.00	\$195,562.43	\$195,562.43
Sewer IEPA Loan	\$0.00	\$0.00	\$0.00
Electric Operations	\$0.00	\$2,083,264.88	\$2,083,264.88
Electric Bond Fund	\$0.00	\$20,762.64	\$20,762.64
Swimming Pool	<u>\$0.00</u>	<u>\$0.00</u>	<u>\$0.00</u>
TOTALS	<u>\$22,603.74</u>	<u>\$4,312,367.93</u>	<u>\$4,334,971.67</u>

VILLAGE OF FREEBURG
CASH IN BANK & INVESTMENTS
 8/31/23

<u>FUND</u>	<u>CITIZENS CHECKING</u>	<u>CSB CHECKING</u>	<u>CITIZENS CHECKING</u>	<u>MONEY MARKET & CD'S</u>	<u>IPTIP</u>	<u>PETTY CASH</u>	<u>INVEST. & CASH TOTALS</u>
General Audit	\$121,268.63 0.00		\$1,287,065.30 5,659.82	\$598,643.35	\$1,116,768.28	\$400.00	\$3,124,145.56 5,659.82
ESDA	0.00		(2,267.58)				(2,267.58)
Garbage Disposal Fund	0.00	0.00	76,046.73	729.43			76,776.16
Motor Fuel Tax	0.00		44,429.84	0.00	537,698.62		582,128.46
<u>Water</u>							
Operations	0.00	0.00	(1,484,950.64)	292,166.11		0.00	(1,192,784.53)
Depr/Cash Reserve	0.00	0.00	0.00	1,143,842.83			1,143,842.83
Bank Transfer Exchange							0.00
Meter Deposits	0.00			0.00			0.00
Total Water	0.00	0.00	(1,484,950.64)	1,436,008.94	0.00	0.00	(48,941.70)
<u>Sewer</u>							
Operations	0.00	0.00	1,157,413.20	174,065.19		0.00	1,331,478.39
IEPA Loan	0.00			21,497.24			21,497.24
Capital Improvements	0.00		0.00				0.00
Meter Deposits	0.00			0.00			0.00
Bank Transfer Exchange							0.00
B&I Reserve 67 Series			0.00				0.00
Total Sewer	0.00	0.00	1,157,413.20	195,562.43	0.00	0.00	1,352,975.63
<u>Electric</u>							
Operations	0.00	0.00	(432,980.26)	2,083,264.88		0.00	1,650,284.62
Electric Bond Fund				20,762.64			20,762.64
Bank Transfer Exchange							0.00
Meter Deposits	0.00			0.00			0.00
Total Electric	0.00	0.00	(432,980.26)	2,104,027.52	0.00	0.00	1,671,047.26
Swimming Pool	0.00		6,180.76	0.00		215.00	6,395.76
TOTAL FUNDS	<u>\$121,268.63</u>	<u>\$0.00</u>	<u>\$656,597.17</u>	<u>\$4,334,971.67</u>	<u>\$1,654,466.90</u>	<u>\$615.00</u>	<u>\$6,767,919.37</u>

VILLAGE OF FREEBURG
FUND ASSET TOTALS
8/31/23

<u>FUND</u>	<u>ACCOUNTS RECEIVABLES</u>	<u>DUE TO/ FROM</u>	<u>PREPAID ACCOUNTS</u>	<u>FIXED ASSET NET</u>	<u>FUND ASSET TOTALS</u>
General Audit		(\$3,232.50)			\$3,120,913.06 \$5,659.82
ESDA					(\$2,267.58)
Garbage Disposal Fund	0.00	0.00		0.00	\$76,776.16
Motor Fuel Tax		0.00			\$582,128.46
<u>Water</u>					
Operations	\$80,959.32	0.00	\$89,312.00	\$819,513.55	(\$202,999.66)
Bank Transfer Exchange Meter Deposits		(780.50)			\$1,143,842.83 (\$780.50)
Total Water	80,959.32	(780.50)	89,312.00	819,513.55	\$940,062.67
<u>Sewer</u>					
Operations	128,946.87	0.00	70212.00	14,393,711.23	\$15,924,348.49
IEPA Loan					\$21,497.24
Capital Improvements					\$0.00
Meter Deposits					\$0.00
Bank Transfer Exchange		91.75			\$91.75
B&J Reserve 67 Series					\$0.00
Total Sewer	128,946.87	91.75	70212.00	14,393,711.23	\$15,945,937.48
<u>Electric</u>					
Operations	430,137.86	0.00	237514.00	3,293,290.27	\$5,611,226.75
Electric Bond Fund					\$20,762.64
Bank Transfer Exchange		240.00			\$240.00
Meter Deposits		0.00			\$0.00
Total Electric	430,137.86	240.00	237,514.00	3,293,290.27	\$5,632,229.39
Swimming Pool	0.00	(9.59)	0.00	610,735.29	\$617,121.46
TOTAL FUNDS	<u>\$640,044.05</u>	<u>(\$3,690.84)</u>	<u>\$397,038.00</u>	<u>\$19,117,250.34</u>	<u>\$26,918,560.92</u>

**VILLAGE OF FREEBURG
FUND ASSET BALANCES
08/31/23**

	<u>Operational</u>	<u>Restricted</u>	<u>Total</u>
General	\$3,120,913.06		\$3,120,913.06
Audit	5,659.82		5,659.82
ESDA	(2,267.58)		(2,267.58)
Garbage Disposal Fund	76,776.16		76,776.16
Motor Fuel Tax	582,128.46		582,128.46
<u>Water Funds</u>			
Operational	(202,999.66)		(202,999.66)
Depr/Cash Reserve	1,143,842.83		1,143,842.83
Bank Transfer Exchange	(780.50)		(780.50)
Meter Deposits	<u>0.00</u>	<u>0.00</u>	<u>0.00</u>
Total Water Funds	<u>940,062.67</u>	<u>0.00</u>	<u>940,062.67</u>
<u>Sewer Funds</u>			
Operational	15,924,348.49		15,924,348.49
Capital Improvements		21,497.24	21,497.24
Bank Transfer Exchange	91.75	0.00	91.75
Meter Deposits	<u>0.00</u>	<u>0.00</u>	<u>0.00</u>
Total Sewer Funds	<u>15,924,440.24</u>	<u>21,497.24</u>	<u>15,945,937.48</u>
<u>Electric Funds</u>			
Operational	5,611,226.75		5,611,226.75
Electric Bond Fund	20,762.64		20,762.64
Bank Transfer Exchange	240.00		240.00
Meter Deposits		<u>0.00</u>	<u>0.00</u>
Total Electric Funds	<u>5,632,229.39</u>	<u>0.00</u>	<u>5,632,229.39</u>
Swimming Pool	617,121.46	0.00	617,121.46
Total of All Accounts	<u>\$26,897,063.68</u>	<u>\$21,497.24</u>	26,918,560.92
		Total Prior Month	<u>20,427,790.52</u>
		Increase/(Decrease)	<u>\$6,490,770.40</u>
	<u>ELECTRIC</u>	<u>WATER</u>	<u>SEWER</u>
Current Month	\$5,632,229.39	\$940,062.67	\$15,945,937.48
Prior Month	5,434,334.39	852,811.93	9,761,471.20
Balance 4/01/2023	5,500,041.62	875,181.00	9,555,690.94
Monthly Change	197,895.00	87,250.74	6,184,466.28
Year to Date Change	132,187.77	64,881.67	6,390,246.54
	<u>GENERAL</u>	<u>SWIMMING POOL</u>	<u>MOTOR FUEL TAX</u>
Current Month	3,120,913.06	617,121.46	582,128.46
Prior Month	3,045,242.32	665,138.47	594,006.68
Balance 4/01/2023	2,761,564.18	647,378.70	528,095.59
Monthly Change	75,670.74	(48,017.01)	(11,878.22)
Year to Date Change	359,348.88	(30,257.24)	54,032.87
	<u>AUDIT & ESDA</u>	<u>GARBAGE DISP.</u>	<u>TOTAL</u>
Current Month	3,392.24	76,776.16	26,918,560.92
Prior Month	(1,074.56)	75,860.09	20,427,790.52
Balance 4/01/2023	(5,593.15)	73,815.69	19,936,174.57
Monthly Change	4,466.80	916.07	6,490,770.40
Year to Date Change	\$8,985.39	\$2,960.47	\$6,982,386.35

VILLAGE OF FREEBURG
MONTHLY TREASURER'S REPORT

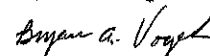
SUMMARY OF RECEIPTS

09/30/23

Taxes & Miscellaneous Receipts

Sales Tax - Jun. '23	\$58,903.34	
Income Tax	41,077.10	
Local Use Tax	10,408.75	
Road & Bridge Tax	28,258.53	
Telecommunications Tax	3,291.19	
Motor Fuel Tax	17,022.87	
Audit Tax	2,498.35	
ESDA Tax	2,843.84	
IMRF	44,331.84	
Licenses & Fees	4,744.92	
Garbage Fund & Penalties	23,007.98	
Water Sales & Penalties	72,854.32	
Sewer Charges & Penalties	110,479.92	
Electric Sales & Penalties	547,305.65	
Tap-on Fees, Connection Charges & Supplies	7,425.38	
Electric Franchise Fees	27,247.84	
Video Gaming Tax	12,433.72	
Police Protection Tax	17,753.95	
IDNR	18.00	
Insurance Revenues	56,000.00	
Police Salary Reimbursements	1,978.00	
St. Clair County Property Taxes	54,670.61	
St. Clair County Traffic Fines	1,811.26	
Side by Side Income	125.00	
Swimming Pool Tax Levy	12,597.90	
Total		\$1,159,090.26
Citizens - Cash Management Account	11,788.79	
Interest Earned on Water, Sewer, Electric & Garbage Funds	9,883.15	
Interest Income	28.80	
Insurance Surplus Interest	431.30	
MFT Interest Income	2,476.39	
Total		<u>24,608.43</u>
TOTAL RECEIPTS		<u>\$1,183,698.69</u>

Bryan A. Vogel



Village Treasurer

VILLAGE OF FREEBURG
2023-2024 FISCAL YEAR RECEIPTS
09/30/23

<u>Month</u>	<u>Income Tax</u>	<u>Telecom. Tax</u>	<u>Interest</u>	<u>Sales Tax for Month of</u>
April	\$14,701.62	\$3,396.67	\$8,863.96	\$57,714.95 January
May	13,545.98	3,249.96	7,473.20	46,534.52 February
June	16,755.76	3,315.83	24,349.88	55,605.54 March
July	250,032.43	3,137.33	13,274.23	56,843.84 April
August	45,256.12	3,797.61	10,697.98	60,000.39 May
September	41,077.10	3,291.19	24,608.43	58,903.34 June
October				July
November				August
December				September
January				October
February				November
March				December
TOTALS	<u>\$381,369.01</u>	<u>\$20,188.59</u>	<u>\$89,267.68</u>	<u>\$335,602.58</u>

<u>Month</u>	<u>MFT</u>	<u>Property Tax</u>	<u>Repl. PP Tax</u>	<u>Franchises</u>
April	\$14,250.62	\$0.00	\$2,327.35	\$15,191.70
May	16,278.95	0.00	3,776.09	16,585.88
June	16,548.33	0.00	0.00	16,838.26
July	17,187.58	56,970.55	3,052.80	21,873.75
August	16,351.93	53,973.28	492.20	24,941.16
September	17,022.87	54,670.61	0.00	27,247.84
October				
November				
December				
January				
February				
March				
TOTALS	<u>\$97,640.28</u>	<u>\$165,614.44</u>	<u>\$9,648.44</u>	<u>\$122,678.59</u>

<u>Month</u>	<u>Utilities</u>	<u>Use Tax</u>	<u>Fines</u>	<u>Other</u>
April	\$683,102.11	\$64,273.23	\$496.96	\$141,428.79
May	530,842.23	110,221.05	2,068.92	197,765.50
June	547,516.24	51,683.49	114.00	130,292.52
July	676,591.62	(167,154.77)	217.00	227,294.23
August	2,063,884.30	13,865.81	160.00	227,725.66
September	753,647.87	10,408.75	1,811.26	191,009.43
October				
November				
December				
January				
February				
March				
TOTALS	<u>\$5,255,584.37</u>	<u>\$83,297.56</u>	<u>\$4,868.14</u>	<u>\$1,115,516.13</u>

**VILLAGE OF FREEBURG
CASH-IN-BANKS, CHECKING
09/30/23**

	<u>Citizens</u>	<u>CSB</u>	<u>Citizens</u>	<u>IPTIP</u>	<u>Total</u>
General/Salary	\$121,268.63		\$1,321,541.64	\$1,148,081.82	\$2,590,892.09
Audit	0.00		8,158.17		8,158.17
ESDA	0.00		231.73		231.73
Garbage Disposal Fund	0.00	0.00	77,311.87		77,311.87
Motor Fuel Tax	0.00		6,240.12	547,196.85	553,436.97
Water Operations	0.00	0.00	(1,511,869.87)		(1,511,869.87)
Water Meter Deposits	0.00				0.00
Water Bond Issues			\$0.00		0.00
Sewer Operations	0.00	0.00	1,211,321.30		1,211,321.30
Sewer Meter Deposits	0.00				0.00
Sewer Capital Improvement	0.00		0.00		0.00
Sewer IEPA Loan	0.00				0.00
Sewer Bond Issues			0.00		0.00
Electric Operations	0.00	0.00	(306,911.59)		(306,911.59)
Electric Meter Deposits	0.00				0.00
Swimming Pool	0.00		17,318.01		17,318.01
Totals	<u>\$121,268.63</u>	<u>\$0.00</u>	<u>\$823,341.38</u>	<u>\$1,695,278.67</u>	<u>\$2,639,888.68</u>

**VILLAGE OF FREEBURG
 CERTIFICATES OF DEPOSIT & MONEY MARKET ACCOUNTS
 09/30/23**

	<u>Citizens-Impact</u>	<u>Citizens</u>	<u>Total</u>
General	\$22,632.54	\$632,453.69	\$655,086.23
Garbage Fund	\$0.00	\$730.36	\$730.36
Motor Fuel Tax	\$0.00	\$0.00	\$0.00
Water Operations	\$0.00	\$1,435,523.43	\$1,475,523.43
Sewer Operations	\$0.00	\$0.00	\$0.00
Sewer Meter Deposits	\$0.00	\$0.00	\$0.00
Sewer Capital Improvements	\$0.00	\$196,852.91	\$196,852.91
Sewer IEPA Loan	\$0.00	\$0.00	\$0.00
Electric Operations	\$0.00	\$2,042,342.13	\$2,042,342.13
Electric Bond Fund	\$0.00	\$20,762.64	\$20,762.64
Swimming Pool	<u>\$0.00</u>	<u>\$0.00</u>	<u>\$0.00</u>
TOTALS	<u>\$22,632.54</u>	<u>\$4,328,665.16</u>	<u>\$4,351,297.70</u>

VILLAGE OF FREEBURG
CASH IN BANK & INVESTMENTS
 9/30/23

<u>FUND</u>	<u>CITIZENS CHECKING</u>	<u>CSB CHECKING</u>	<u>CITIZENS CHECKING</u>	<u>MONEY MARKET & CD'S</u>	<u>IP TIP</u>	<u>PETTY CASH</u>	<u>INVEST. & CASH TOTALS</u>
General	\$121,268.63		\$1,321,541.64	\$655,086.23	\$1,148,081.82	\$400.00	\$3,246,378.32
Audit	0.00		8,158.17				8,158.17
ESDA	0.00		231.73				231.73
Garbage Disposal Fund	0.00	0.00	77,311.87	730.36			78,042.23
Motor Fuel Tax	0.00		6,240.12	0.00	547,196.85		553,436.97
<u>Water</u>							
Operations	0.00	0.00	(1,511,869.87)	290,223.37		0.00	(1,221,646.50)
Depr/Cash Reserve	0.00	0.00	0.00	1,145,300.06			1,145,300.06
Bank Transfer Exchange							0.00
Meter Deposits	0.00		0.00	0.00			0.00
Total Water	0.00	0.00	(1,511,869.87)	1,435,523.43	0.00	0.00	(76,346.44)
<u>Sewer</u>							
Operations	0.00	0.00	1,211,321.30	175,328.28		0.00	1,386,649.58
IEPA Loan	0.00			21,524.63			21,524.63
Capital Improvements	0.00		0.00				0.00
Meter Deposits	0.00			0.00			0.00
Bank Transfer Exchange							0.00
B&I Reserve 67 Series			0.00				0.00
Total Sewer	0.00	0.00	1,211,321.30	196,852.91	0.00	0.00	1,408,174.21
<u>Electric</u>							
Operations	0.00	0.00	(306,911.59)	2,042,342.13		0.00	1,735,430.54
Electric Bond Fund				20,762.64			20,762.64
Bank Transfer Exchange							0.00
Meter Deposits	0.00			0.00			0.00
Total Electric	0.00	0.00	(306,911.59)	2,063,104.77	0.00	0.00	1,756,193.18
Swimming Pool	0.00		17,318.01	0.00		215.00	17,533.01
TOTAL FUNDS	<u>\$121,268.63</u>	<u>\$0.00</u>	<u>\$823,341.38</u>	<u>\$4,351,297.70</u>	<u>\$1,695,278.67</u>	<u>\$615.00</u>	<u>\$6,991,801.38</u>

VILLAGE OF FREEBURG
FUND ASSET TOTALS
 9/30/23

<u>FUND</u>	<u>ACCOUNTS RECEIVABLES</u>	<u>DUE TO/ FROM</u>	<u>PREPAID ACCOUNTS</u>	<u>FIXED ASSET NET</u>	<u>FUND ASSET TOTALS</u>
General Audit		(\$4,371.53)			\$3,242,006.79 \$8,158.17
ESDA					\$231.73
Garbage Disposal Fund	0.00	0.00		0.00	\$78,042.23
Motor Fuel Tax		0.00			\$553,436.97
<u>Water</u>					
Operations	\$80,313.44	0.00	\$89,312.00	\$819,513.55	(\$232,507.51)
Bank Transfer Exchange Meter Deposits		(780.50)			\$1,145,300.06 (\$780.50)
Total Water	80,313.44	(780.50)	89,312.00	819,513.55	\$912,012.05
<u>Sewer</u>					
Operations	128,946.87	0.00	70212.00	14,393,711.23	\$15,979,519.68
IEPA Loan					\$21,524.63
Capital Improvements					\$0.00
Meter Deposits					\$0.00
Bank Transfer Exchange		91.75			\$91.75
B&J Reserve 67 Series					\$0.00
Total Sewer	128,946.87	91.75	70212.00	14,393,711.23	\$16,001,136.06
<u>Electric</u>					
Operations	430,363.73	0.00	237514.00	3,293,290.27	\$5,696,598.54
Electric Bond Fund					\$20,762.64
Bank Transfer Exchange		240.00			\$240.00
Meter Deposits		0.00			\$0.00
Total Electric	430,363.73	240.00	237,514.00	3,293,290.27	\$5,717,601.18
Swimming Pool	0.00	(9.59)	0.00	610,735.29	\$628,258.71
TOTAL FUNDS	\$639,624.04	(\$4,829.87)	\$397,038.00	\$19,117,250.34	\$27,140,883.89

**VILLAGE OF FREEBURG
FUND ASSET BALANCES
09/30/23**

	<u>Operational</u>	<u>Restricted</u>	<u>Total</u>
General	\$3,242,006.79		\$3,242,006.79
Audit	8,158.17		8,158.17
ESDA	231.73		231.73
Garbage Disposal Fund	78,042.23		78,042.23
Motor Fuel Tax	553,436.97		553,436.97
<u>Water Funds</u>			
Operational	(232,507.51)		(232,507.51)
Depr/Cash Reserve	1,145,300.06		1,145,300.06
Bank Transfer Exchange	(780.50)		(780.50)
Meter Deposits	<u>0.00</u>	<u>0.00</u>	<u>0.00</u>
Total Water Funds	<u>912,012.05</u>	<u>0.00</u>	<u>912,012.05</u>
<u>Sewer Funds</u>			
Operational	15,979,519.68		15,979,519.68
Capital Improvements		21,524.63	21,524.63
Bank Transfer Exchange	91.75	0.00	91.75
Meter Deposits	<u>0.00</u>	<u>0.00</u>	<u>0.00</u>
Total Sewer Funds	<u>15,979,611.43</u>	<u>21,524.63</u>	<u>16,001,136.06</u>
<u>Electric Funds</u>			
Operational	5,696,598.54		5,696,598.54
Electric Bond Fund	20,762.64		20,762.64
Bank Transfer Exchange	240.00		240.00
Meter Deposits		<u>0.00</u>	<u>0.00</u>
Total Electric Funds	<u>5,717,601.18</u>	<u>0.00</u>	<u>5,717,601.18</u>
Swimming Pool	<u>628,258.71</u>	<u>0.00</u>	<u>628,258.71</u>
Total of All Accounts	<u>\$27,119,359.26</u>	<u>\$21,524.63</u>	<u>27,140,883.89</u>
		Total Prior Month	<u>26,918,560.92</u>
		Increase/(Decrease)	<u>\$222,322.97</u>
	<u>ELECTRIC</u>	<u>WATER</u>	<u>SEWER</u>
Current Month	\$5,717,601.18	\$912,012.05	\$16,001,136.06
Prior Month	5,632,229.39	940,062.67	15,945,937.48
Balance 4/01/2023	5,500,041.62	875,181.00	9,555,690.94
Monthly Change	85,371.79	(28,050.62)	55,198.58
Year to Date Change	217,559.56	36,831.05	6,445,445.12
	<u>GENERAL</u>	<u>SWIMMING POOL</u>	<u>MOTOR FUEL TAX</u>
Current Month	3,242,006.79	628,258.71	553,436.97
Prior Month	3,120,913.06	617,121.46	582,128.46
Balance 4/01/2023	2,761,564.18	647,378.70	528,095.59
Monthly Change	121,093.73	11,137.25	(28,691.49)
Year to Date Change	480,442.61	(19,119.99)	25,341.38
	<u>AUDIT & ESDA</u>	<u>GARBAGE DISP.</u>	<u>TOTAL</u>
Current Month	8,389.90	78,042.23	27,140,883.89
Prior Month	3,392.24	76,776.16	26,918,560.92
Balance 4/01/2023	(5,593.15)	73,815.69	19,936,174.57
Monthly Change	4,997.66	1,266.07	222,322.97
Year to Date Change	\$13,983.05	\$4,226.54	\$7,204,709.32

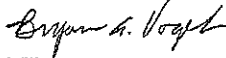
VILLAGE OF FREEBURG
MONTHLY TREASURER'S REPORT

SUMMARY OF RECEIPTS
10/31/23

Taxes & Miscellaneous Receipts

Sales Tax - Jul. '23	\$66,104.87
Income Tax	79,401.88
Local Use Tax	14,668.41
Replacement Tax	2,530.35
Road & Bridge Tax	14,540.95
Telecommunications Tax	2,953.89
Motor Fuel Tax	18,036.74
Audit Tax	1,276.32
ESDA Tax	1,452.83
IMRF	22,647.65
Licenses & Fees	5,096.78
Garbage Fund & Penalties	23,700.06
Water Sales & Penalties	82,322.69
Sewer Charges & Penalties	97,513.36
Other Sewer Revenue	215,592.20
Electric Sales & Penalties	504,646.48
Tap-on Fees, Connection Charges & Supplies	13,184.32
Electric Franchise Fees	25,099.61
Video Gaming Tax	11,129.19
Police Protection Tax	9,069.89
IDNR	106.50
Insurance Revenues	56,000.00
Police Salary Reimbursements	16,125.08
St. Clair County Property Taxes	27,929.37
St. Clair County Traffic Fines	302.32
Police Golf Tournament	223.00
Swimming Pool Tax Levy	6,435.84
Total	\$1,318,090.58
Citizens - Cash Management Account	5,995.70
Interest Earned on Water, Sewer, Electric & Garbage Funds	4,855.00
Interest Income	29.60
Insurance Surplus Interest	181.74
MFT Interest Income	2,630.90
Total	<u>13,692.94</u>
TOTAL RECEIPTS	<u>\$1,331,783.52</u>

Bryan A. Vogel


Village Treasurer

VILLAGE OF FREEBURG
2023-2024 FISCAL YEAR RECEIPTS
10/31/23

<u>Month</u>	<u>Income Tax</u>	<u>Telecom. Tax</u>	<u>Interest</u>	<u>Sales Tax for Month of</u>
April	\$14,701.62	\$3,396.67	\$8,863.96	\$57,714.95
May	13,545.98	3,249.96	7,473.20	46,534.52
June	16,755.76	3,315.83	24,349.88	55,605.54
July	250,032.43	3,137.33	13,274.23	56,843.84
August	45,256.12	3,797.61	10,697.98	60,000.39
September	41,077.10	3,291.19	24,808.43	58,903.34
October	79,401.88	2,953.89	13,692.94	66,104.87
November				
December				
January				
February				
March				
TOTALS	<u>\$460,770.89</u>	<u>\$23,142.48</u>	<u>\$102,960.62</u>	<u>\$401,707.45</u>

<u>Month</u>	<u>MFT</u>	<u>Property Tax</u>	<u>Repl. PP Tax</u>	<u>Franchises</u>
April	\$14,250.62	\$0.00	\$2,327.35	\$15,191.70
May	16,278.95	0.00	3,776.09	16,585.88
June	16,548.33	0.00	0.00	16,838.26
July	17,187.58	56,970.55	3,052.80	21,873.75
August	16,351.93	53,973.28	492.20	24,941.16
September	17,022.87	54,670.61	0.00	27,247.84
October	18,036.74	27,929.37	2,530.35	25,099.61
November				
December				
January				
February				
March				
TOTALS	<u>\$115,677.02</u>	<u>\$193,543.81</u>	<u>\$12,178.79</u>	<u>\$147,778.20</u>

<u>Month</u>	<u>Utilities</u>	<u>Use Tax</u>	<u>Fines</u>	<u>Other</u>
April	\$683,102.11	\$64,273.23	\$496.96	\$141,428.79
May	530,842.23	110,221.05	2,068.92	197,765.50
June	547,516.24	51,683.49	114.00	130,292.52
July	676,591.62	(167,154.77)	217.00	227,294.23
August	2,063,884.30	13,865.81	160.00	227,725.66
September	753,647.87	10,408.75	1,811.26	191,009.43
October	923,774.79	14,668.41	302.32	157,288.35
November				
December				
January				
February				
March				
TOTALS	<u>\$6,179,359.16</u>	<u>\$97,965.97</u>	<u>\$5,170.46</u>	<u>\$1,272,804.48</u>

**VILLAGE OF FREEBURG
CASH-IN-BANKS, CHECKING
10/31/23**

	<u>Citizens</u>	<u>CSB</u>	<u>Citizens</u>	<u>IPTIP</u>	<u>Total</u>
General/Salary	\$121,491.63		\$968,046.81	\$1,320,262.56	\$2,409,801.00
Audit	0.00		(3,615.51)		(3,615.51)
ESDA	0.00		1,257.36		1,257.36
Garbage Disposal Fund	0.00	0.00	78,027.34		78,027.34
Motor Fuel Tax	0.00		3,536.65	567,864.26	571,400.91
Water Operations	0.00	0.00	(1,003,029.06)		(1,003,029.06)
Water Meter Deposits	0.00				0.00
Water Bond Issues			\$0.00		0.00
Sewer Operations	0.00	0.00	750,617.06		750,617.06
Sewer Meter Deposits	0.00				0.00
Sewer Capital Improvement	0.00		0.00		0.00
Sewer IEPA Loan	0.00				0.00
Sewer Bond Issues			0.00		0.00
Electric Operations	0.00	0.00	120,562.53		120,562.53
Electric Meter Deposits	20.00				20.00
Swimming Pool	0.00		22,008.82		22,008.82
Totals	<u>\$121,511.63</u>	<u>\$0.00</u>	<u>\$937,412.00</u>	<u>\$1,888,126.82</u>	<u>\$2,947,050.45</u>

**VILLAGE OF FREEBURG
 CERTIFICATES OF DEPOSIT & MONEY MARKET ACCOUNTS
 10/31/23**

	<u>Citizens-Impact</u>	<u>Citizens</u>	<u>Total</u>
General	\$22,662.14	\$932,454.83	\$955,116.97
Garbage Fund	\$0.00	\$731.32	\$731.32
Motor Fuel Tax	\$0.00	\$0.00	\$0.00
Water Operations	\$0.00	\$936,940.39	\$976,940.39
Sewer Operations	\$0.00	\$0.00	\$0.00
Sewer Meter Deposits	\$0.00	\$0.00	\$0.00
Sewer Capital Improvements	\$0.00	\$717,289.31	\$717,289.31
Sewer IEPA Loan	\$0.00	\$0.00	\$0.00
Electric Operations	\$0.00	\$1,725,342.81	\$1,725,342.81
Electric Bond Fund	\$0.00	\$20,762.64	\$20,762.64
Swimming Pool	<u>\$0.00</u>	<u>\$0.00</u>	<u>\$0.00</u>
TOTALS	<u>\$22,662.14</u>	<u>\$4,333,521.30</u>	<u>\$4,356,183.44</u>

VILLAGE OF FREEBURG
CASH IN BANK & INVESTMENTS
 10/31/23

<u>FUND</u>	<u>CITIZENS CHECKING</u>	<u>CSB CHECKING</u>	<u>CITIZENS CHECKING</u>	<u>MONEY MARKET & CDs</u>	<u>IPTIP</u>	<u>PETTY CASH</u>	<u>INVEST. & CASH TOTALS</u>
General	\$121,491.63		\$968,046.81	\$955,116.97	\$1,320,262.56	\$400.00	\$3,365,317.97
Audit	0.00		(3,615.51)				(3,615.51)
ESDA	0.00		1,257.36				1,257.36
Garbage Disposal Fund	0.00	0.00	78,027.34	731.32			78,758.66
Motor Fuel Tax	0.00		3,536.65	0.00	567,864.26		571,400.91
<u>Water</u>							
Operations	0.00	0.00	(1,003,029.06)	290,796.53		0.00	(712,232.53)
Depr/Cash Reserve	0.00	0.00	0.00	646,143.86			646,143.86
Bank Transfer Exchange							0.00
Meter Deposits	0.00			0.00			0.00
Total Water	0.00	0.00	(1,003,029.06)	936,940.39	0.00	0.00	(66,088.67)
<u>Sewer</u>							
Operations	0.00	0.00	750,617.06	675,710.38		0.00	1,426,327.44
IEPA Loan	0.00			41,578.93			41,578.93
Capital Improvements	0.00		0.00				0.00
Meter Deposits	0.00			0.00			0.00
Bank Transfer Exchange							0.00
B&I Reserve 67 Series			0.00				0.00
Total Sewer	0.00	0.00	750,617.06	717,289.31	0.00	0.00	1,467,906.37
<u>Electric</u>							
Operations	0.00	0.00	120,562.53	1,725,342.81		0.00	1,845,905.34
Electric Bond Fund				20,762.64			20,762.64
Bank Transfer Exchange							
Meter Deposits	20.00			0.00			20.00
Total Electric	20.00	0.00	120,562.53	1,746,105.45	0.00	0.00	1,866,687.98
Swimming Pool	0.00		22,008.82	0.00		215.00	22,223.82
TOTAL FUNDS	\$121,511.63	\$0.00	\$937,412.00	\$4,356,183.44	\$1,888,126.82	\$615.00	\$7,303,848.89

VILLAGE OF FREEBURG
FUND ASSET TOTALS
10/31/23

<u>FUND</u>	<u>ACCOUNTS RECEIVABLES</u>	<u>DUE TO/ FROM</u>	<u>PREPAID ACCOUNTS</u>	<u>FIXED ASSET NET</u>	<u>FUND ASSET TOTALS</u>
General Audit		(\$2,180.72)			\$3,363,137.25 (\$3,615.51)
ESDA					\$1,257.36
Garbage Disposal Fund	0.00	0.00		0.00	\$78,758.66
Motor Fuel Tax		0.00			\$571,400.91
<u>Water</u>					
Operations	\$77,951.81	0.00	\$89,312.00	\$819,513.55	\$274,544.83
Bank Transfer Exchange Meter Deposits		(780.50)			\$646,143.86 (\$780.50)
<u>Sewer</u>					\$0.00
Total Water	77,951.81	(780.50)	89,312.00	819,513.55	\$919,908.19
<u>Electric</u>					
Operations	128,976.87	0.00	70212.00	14,393,711.23	\$16,019,227.54
IEPA Loan					\$41,578.93
Capital Improvements					\$0.00
Meter Deposits					\$0.00
Bank Transfer Exchange		91.75			\$91.75
B&I Reserve 67 Series					\$0.00
Total Sewer	128,976.87	91.75	70212.00	14,393,711.23	\$16,060,898.22
<u>Electric</u>					
Operations	430,237.43	0.00	237514.00	3,293,290.27	\$5,806,947.04
Electric Bond Fund					\$20,762.64
Bank Transfer Exchange		240.00			\$240.00
Meter Deposits		0.00			\$20.00
Total Electric	430,237.43	240.00	237,514.00	3,293,290.27	\$5,827,969.68
Swimming Pool	0.00	(9.59)	0.00	610,735.29	\$632,949.52
TOTAL FUNDS	<u>\$637,166.11</u>	<u>(\$2,639.06)</u>	<u>\$397,038.00</u>	<u>\$19,117,250.34</u>	<u>\$27,452,664.28</u>

**VILLAGE OF FREEBURG
FUND ASSET BALANCES
10/31/23**

	<u>Operational</u>	<u>Restricted</u>	<u>Total</u>
General	\$3,363,137.25		\$3,363,137.25
Audit	(3,615.51)		(3,615.51)
ESDA	1,257.36		1,257.36
Garbage Disposal Fund	78,758.66		78,758.66
Motor Fuel Tax	571,400.91		571,400.91
<u>Water Funds</u>			
Operational	274,544.83		274,544.83
Depr/Cash Reserve	646,143.86		646,143.86
Bank Transfer Exchange	(780.50)		(780.50)
Meter Deposits	<u>0.00</u>	<u>0.00</u>	<u>0.00</u>
Total Water Funds	<u>919,908.19</u>	<u>0.00</u>	<u>919,908.19</u>
<u>Sewer Funds</u>			
Operational	16,019,227.54		16,019,227.54
Capital Improvements		41,578.93	41,578.93
Bank Transfer Exchange	91.75	0.00	91.75
Meter Deposits	<u>0.00</u>	<u>0.00</u>	<u>0.00</u>
Total Sewer Funds	<u>16,019,319.29</u>	<u>41,578.93</u>	<u>16,060,898.22</u>
<u>Electric Funds</u>			
Operational	5,806,947.04		5,806,947.04
Electric Bond Fund	20,762.64		20,762.64
Bank Transfer Exchange	240.00		240.00
Meter Deposits		<u>20.00</u>	<u>20.00</u>
Total Electric Funds	<u>5,827,949.68</u>	<u>20.00</u>	<u>5,827,969.68</u>
Swimming Pool	<u>632,949.52</u>	<u>0.00</u>	<u>632,949.52</u>
Total of All Accounts	<u>\$27,411,065.35</u>	<u>\$41,598.93</u>	27,452,664.28
		Total Prior Month	<u>27,140,883.89</u>
		Increase/(Decrease)	<u>\$311,780.39</u>
	<u>ELECTRIC</u>	<u>WATER</u>	<u>SEWER</u>
Current Month	\$5,827,969.68	\$919,908.19	\$16,060,898.22
Prior Month	5,717,601.18	912,012.05	16,001,136.06
Balance 4/01/2023	5,500,041.62	875,181.00	9,555,690.94
Monthly Change	110,368.50	7,896.14	59,762.16
Year to Date Change	327,928.06	44,727.19	6,505,207.28
	<u>GENERAL</u>	<u>SWIMMING POOL</u>	<u>MOTOR FUEL TAX</u>
Current Month	3,363,137.25	632,949.52	571,400.91
Prior Month	3,242,006.79	628,258.71	553,436.97
Balance 4/01/2023	2,761,564.18	647,378.70	528,095.59
Monthly Change	121,130.46	4,690.81	17,963.94
Year to Date Change	601,573.07	(14,429.18)	43,305.32
	<u>AUDIT & ESDA</u>	<u>GARBAGE DISP.</u>	<u>TOTAL</u>
Current Month	(2,358.15)	78,758.66	27,452,664.28
Prior Month	8,389.90	78,042.23	27,140,883.89
Balance 4/01/2023	(5,593.15)	73,815.69	19,936,174.57
Monthly Change	(10,748.05)	716.43	311,780.39
Year to Date Change	\$3,235.00	\$4,942.97	\$7,516,489.71


VILLAGE OF FREEBURG
MONTHLY TREASURER'S REPORT

SUMMARY OF RECEIPTS
11/30/23

Taxes & Miscellaneous Receipts

Sales Tax - Aug. '23	\$55,113.24	
Income Tax	53,484.65	
Local Use Tax	13,912.95	
Telecommunications Tax	3,256.01	
Motor Fuel Tax	16,185.86	
ESDA Other Revenue	11,779.54	
Licenses & Fees	(2,399.35)	
Garbage Fund & Penalties	22,125.47	
Water Sales & Penalties	96,156.46	
Sewer Charges & Penalties	106,304.50	
Electric Sales & Penalties	370,439.20	
Tap-on Fees, Connection Charges & Supplies	8,030.16	
Electric Franchise Fees	18,392.75	
Video Gaming Tax	10,050.94	
IDNR	43.50	
Insurance Revenues	54,250.00	
Police Salary Reimbursements	12,538.29	
Side by Side Income	125.00	
St. Clair County Traffic Fines	269.00	
IPRF Grant	19,498.00	
Swimming Pool Income	130.00	
Total		\$869,686.17
Citizens - Cash Management Account	6,390.63	
Interest Earned on Water, Sewer, Electric & Garbage Funds	3,530.34	
Interest Income	26.23	
Insurance Surplus Interest	161.05	
MFT Interest Income	2,611.69	
Total		<u>12,719.94</u>
TOTAL RECEIPTS		<u>\$882,406.11</u>

Bryan A. Vogel



Village Treasurer

VILLAGE OF FREEBURG
2023-2024 FISCAL YEAR RECEIPTS
11/30/23

<u>Month</u>	<u>Income Tax</u>	<u>Telecom. Tax</u>	<u>Interest</u>	<u>Sales Tax for Month of</u>
April	\$14,701.62	\$3,396.67	\$8,863.96	\$57,714.95 January
May	13,545.98	3,249.96	7,473.20	46,534.52 February
June	16,755.76	3,315.83	24,349.88	55,605.54 March
July	250,032.43	3,137.33	13,274.23	56,843.84 April
August	45,256.12	3,797.61	10,697.98	60,000.39 May
September	41,077.10	3,291.19	24,608.43	58,903.34 June
October	79,401.88	2,953.89	13,692.94	66,104.87 July
November	53,484.65	3,256.01	12,719.94	55,113.24 August
December				September
January				October
February				November
March				December
TOTALS	<u>\$514,265.54</u>	<u>\$26,398.49</u>	<u>\$115,680.56</u>	<u>\$456,820.69</u>

<u>Month</u>	<u>MFT</u>	<u>Property Tax</u>	<u>Repl. PP Tax</u>	<u>Franchises</u>
April	\$14,250.62	\$0.00	\$2,327.35	\$15,191.70
May	16,278.95	0.00	3,776.09	16,585.88
June	16,548.33	0.00	0.00	16,838.26
July	17,187.58	56,970.55	3,052.80	21,873.75
August	16,351.93	53,973.28	492.20	24,941.16
September	17,022.87	54,670.61	0.00	27,247.84
October	18,036.74	27,929.37	2,530.35	25,099.61
November	16,185.86	0.00	0.00	18,392.75
December				
January				
February				
March				
TOTALS	<u>\$131,862.88</u>	<u>\$193,543.81</u>	<u>\$12,178.79</u>	<u>\$166,170.95</u>

<u>Month</u>	<u>Utilities</u>	<u>Use Tax</u>	<u>Fines</u>	<u>Other</u>
April	\$683,102.11	\$64,273.23	\$496.96	\$141,428.79
May	530,842.23	110,221.05	2,068.92	197,765.50
June	547,516.24	51,683.49	114.00	130,292.52
July	676,591.62	(167,154.77)	217.00	227,294.23
August	2,063,884.30	13,865.81	160.00	227,725.66
September	753,647.87	10,408.75	1,811.26	191,009.43
October	923,774.79	14,668.41	302.32	157,288.35
November	595,025.63	13,912.95	269.00	114,046.08
December				
January				
February				
March				
TOTALS	<u>\$6,774,384.79</u>	<u>\$111,878.92</u>	<u>\$5,439.46</u>	<u>\$1,386,850.56</u>

**VILLAGE OF FREEBURG
CASH-IN-BANKS, CHECKING
11/30/23**

	<u>Citizens</u>	<u>CSB</u>	<u>Citizens</u>	<u>IPTIP</u>	<u>Total</u>
General/Salary	\$121,491.63		\$869,369.66	\$1,452,953.85	\$2,443,815.14
Audit	0.00		(3,615.51)		(3,615.51)
ESDA	0.00		12,824.70		12,824.70
Garbage Disposal Fund	0.00	0.00	71,967.56		71,967.56
Motor Fuel Tax	0.00		6,173.58	576,661.50	582,835.08
Water Operations	0.00	0.00	(1,001,192.54)		(1,001,192.54)
Water Meter Deposits	0.00				0.00
Water Bond Issues			\$0.00		0.00
Sewer Operations	0.00	0.00	753,172.93		753,172.93
Sewer Meter Deposits	0.00				0.00
Sewer Capital Improvement	0.00		0.00		0.00
Sewer IEPA Loan	0.00				0.00
Sewer Bond Issues			0.00		0.00
Electric Operations	0.00	0.00	(7,025.77)		(7,025.77)
Electric Meter Deposits	20.00				20.00
Swimming Pool	0.00		(30,488.19)		(30,488.19)
Totals	<u>\$121,511.63</u>	<u>\$0.00</u>	<u>\$671,186.42</u>	<u>\$2,029,615.35</u>	<u>\$2,822,313.40</u>

**VILLAGE OF FREEBURG
 CERTIFICATES OF DEPOSIT & MONEY MARKET ACCOUNTS
 11/30/23**

	<u>Citizens-Impact</u>	<u>Citizens</u>	<u>Total</u>
General	\$22,688.37	\$932,455.84	\$955,144.21
Garbage Fund	\$0.00	\$732.17	\$732.17
Motor Fuel Tax	\$0.00	\$0.00	\$0.00
Water Operations	\$0.00	\$939,312.78	\$979,312.78
Sewer Operations	\$0.00	\$0.00	\$0.00
Sewer Meter Deposits	\$0.00	\$0.00	\$0.00
Sewer Capital Improvements	\$0.00	\$717,337.43	\$717,337.43
Sewer IEPA Loan	\$0.00	\$0.00	\$0.00
Electric Operations	\$0.00	\$1,501,451.79	\$1,501,451.79
Electric Bond Fund	\$0.00	\$20,762.64	\$20,762.64
Swimming Pool	<u>\$0.00</u>	<u>\$0.00</u>	<u>\$0.00</u>
TOTALS	<u>\$22,688.37</u>	<u>\$4,112,052.65</u>	<u>\$4,134,741.02</u>

VILLAGE OF FREEBURG
CASH IN BANK & INVESTMENTS
 11/30/23

<u>FUND</u>	<u>CITIZENS CHECKING</u>	<u>CSB CHECKING</u>	<u>CITIZENS CHECKING</u>	<u>MONEY MARKET & CD'S</u>	<u>IPTIP</u>	<u>PETTY CASH</u>	<u>INVEST. & CASH TOTALS</u>
General	\$121,491.63		\$869,369.66	\$955,144.21	\$1,452,953.85	\$400.00	\$3,399,359.35
Audit	0.00		(3,615.51)				(3,615.51)
ESDA	0.00		12,824.70				12,824.70
Garbage Disposal Fund	0.00	0.00	71,967.56	732.17			72,699.73
Motor Fuel Tax	0.00		6,173.58	0.00	576,661.50		582,835.08
<u>Water</u>							
Operations	0.00	0.00	(1,001,192.54)	292,421.16		0.00	(708,771.38)
Depr/Cash Reserve	0.00	0.00	0.00	646,891.62			646,891.62
Bank Transfer Exchange							
Meter Deposits	0.00			0.00			0.00
Total Water	0.00	0.00	(1,001,192.54)	939,312.78	0.00	0.00	(61,879.76)
<u>Sewer</u>							
Operations	0.00	0.00	753,172.93	675,710.38		0.00	1,428,883.31
IEPA Loan	0.00			41,627.05			41,627.05
Capital Improvements	0.00		0.00				0.00
Meter Deposits	0.00			0.00			0.00
Bank Transfer Exchange							0.00
B&I Reserve 67 Series			0.00				0.00
Total Sewer	0.00	0.00	753,172.93	717,337.43	0.00	0.00	1,470,510.36
<u>Electric</u>							
Operations	0.00	0.00	(7,025.77)	1,501,451.79		0.00	1,494,426.02
Electric Bond Fund				20,762.64			20,762.64
Bank Transfer Exchange							
Meter Deposits	20.00			0.00			20.00
Total Electric	20.00	0.00	(7,025.77)	1,522,214.43	0.00	0.00	1,515,208.66
Swimming Pool	0.00		(30,488.19)	0.00		215.00	(30,273.19)
TOTAL FUNDS	<u>\$121,511.63</u>	<u>\$0.00</u>	<u>\$671,186.42</u>	<u>\$4,134,741.02</u>	<u>\$2,029,615.35</u>	<u>\$615.00</u>	<u>\$6,957,669.42</u>

VILLAGE OF FREEBURG
FUND ASSET TOTALS
 11/30/23

<u>FUND</u>	<u>ACCOUNTS RECEIVABLES</u>	<u>DUE TO/ FROM</u>	<u>PREPAID ACCOUNTS</u>	<u>FIXED ASSET NET</u>	<u>FUND ASSET TOTALS</u>
General Audit		(\$14,570.21)			\$3,384,789.14 (\$3,615.51)
ESDA					\$12,824.70
Garbage Disposal Fund	0.00	0.00		0.00	\$72,699.73
Motor Fuel Tax		0.00			\$582,835.08
<u>Water</u>					
Operations	\$81,041.89	0.00	\$89,312.00	\$819,513.55	\$281,096.06
Bank Transfer Exchange Meter Deposits		(780.50)			\$646,891.62 (\$780.50)
Total Water Sewer	81,041.89	(780.50)	89,312.00	819,513.55	\$0.00 \$927,207.18
<u>Sewer</u>					
Operations	128,980.95	0.00	70212.00	14,393,711.23	\$16,021,787.49
IEPA Loan					\$41,627.05
Capital Improvements					\$0.00
Meter Deposits					\$0.00
Bank Transfer Exchange		91.75			\$91.75
B&I Reserve 67 Series					\$0.00
Total Sewer Electric	128,980.95	91.75	70212.00	14,393,711.23	\$16,063,506.29
<u>Electric</u>					
Operations	430,292.90	0.00	237514.00	3,293,290.27	\$5,455,523.19
Electric Bond Fund					\$20,762.64
Bank Transfer Exchange		240.00			\$240.00
Meter Deposits		0.00			\$20.00
Total Electric	430,292.90	240.00	237,514.00	3,293,290.27	\$5,476,545.83
Swimming Pool	0.00	(9.59)	0.00	610,735.29	\$580,452.51
TOTAL FUNDS	<u>\$640,315.74</u>	<u>(\$15,028.55)</u>	<u>\$397,038.00</u>	<u>\$19,117,250.34</u>	<u>\$27,097,244.95</u>

**VILLAGE OF FREEBURG
FUND ASSET BALANCES
11/30/23**

	<u>Operational</u>	<u>Restricted</u>	<u>Total</u>
General	\$3,384,789.14		\$3,384,789.14
Audit	(3,615.51)		(3,615.51)
ESDA	12,824.70		12,824.70
Garbage Disposal Fund	72,699.73		72,699.73
Motor Fuel Tax	582,835.08		582,835.08
<u>Water Funds</u>			
Operational	281,096.06		281,096.06
Depr/Cash Reserve	646,891.62		646,891.62
Bank Transfer Exchange	(780.50)		(780.50)
Meter Deposits	<u>0.00</u>	<u>0.00</u>	<u>0.00</u>
Total Water Funds	<u>927,207.18</u>	<u>0.00</u>	<u>927,207.18</u>
<u>Sewer Funds</u>			
Operational	16,021,787.49		16,021,787.49
Capital Improvements		41,627.05	41,627.05
Bank Transfer Exchange	91.75	0.00	91.75
Meter Deposits	<u>0.00</u>	<u>0.00</u>	<u>0.00</u>
Total Sewer Funds	<u>16,021,879.24</u>	<u>41,627.05</u>	<u>16,063,506.29</u>
<u>Electric Funds</u>			
Operational	5,455,523.19		5,455,523.19
Electric Bond Fund	20,762.64		20,762.64
Bank Transfer Exchange	240.00		240.00
Meter Deposits		<u>20.00</u>	<u>20.00</u>
Total Electric Funds	<u>5,476,525.83</u>	<u>20.00</u>	<u>5,476,545.83</u>
Swimming Pool	<u>580,452.51</u>	<u>0.00</u>	<u>580,452.51</u>
Total of All Accounts	<u>\$27,055,597.90</u>	<u>\$41,647.05</u>	27,097,244.95
		Total Prior Month	<u>27,452,664.28</u>
		Increase/(Decrease)	<u>(\$355,419.33)</u>
	<u>ELECTRIC</u>	<u>WATER</u>	<u>SEWER</u>
Current Month	\$5,476,545.83	\$927,207.18	\$16,063,506.29
Prior Month	5,827,969.68	919,908.19	16,060,898.22
Balance 4/01/2023	5,500,041.62	875,181.00	9,555,690.94
Monthly Change	(351,423.85)	7,298.99	2,608.07
Year to Date Change	(23,495.79)	52,026.18	6,507,815.35
	<u>GENERAL</u>	<u>SWIMMING POOL</u>	<u>MOTOR FUEL TAX</u>
Current Month	3,384,789.14	580,452.51	582,835.08
Prior Month	3,363,137.25	632,949.52	571,400.91
Balance 4/01/2023	2,761,564.18	647,378.70	528,095.59
Monthly Change	21,651.89	(52,497.01)	11,434.17
Year to Date Change	623,224.96	(66,926.19)	54,739.49
	<u>AUDIT & ESDA</u>	<u>GARBAGE DISP.</u>	<u>TOTAL</u>
Current Month	9,209.19	72,699.73	27,097,244.95
Prior Month	(2,358.15)	78,758.66	27,452,664.28
Balance 4/01/2023	(5,593.15)	73,815.69	19,936,174.57
Monthly Change	11,567.34	(6,058.93)	(355,419.33)
Year to Date Change	\$14,802.34	(\$1,115.96)	\$7,161,070.38

DECEMBER 2023 BALANCES

Fund Balances	
General	\$3,025,445.26
Garbage	\$67,646.99
Impact Fees	\$30,432.97 For Wolf Rd.
Water	-\$60,363.44
Sewer	\$1,516,113.04
Electric	\$1,504,039.46
MFT	\$603,923.87
Insurance Stability	\$422,266.72
Fund Balances:	\$7,109,504.87

Checking Account Balances

Clearing A/C	\$449,062.97	0.05%
Money Market	\$878,120.91	1.50%
MFT	\$5,509.95	0.05%
	\$1,332,693.83	

IPTIP Balances

		DECEMBER AVERAGE
Personal Property Tax	\$11,463.34	5.46%
Sales Tax	\$730,758.01	5.46%
Income Tax	\$843,739.04	5.46%
MFT	\$598,413.92	5.46%
	\$2,184,374.31	

CD Balances

			Mat Date
GENERAL			
CD# 33934237	\$23,396.74	3.50%	8/30/2027
CD# 33934238	\$72,070.33	3.50%	8/30/2027
CD# 43729828	\$57,447.36	3.50%	8/30/2027
CD# 44452935	\$485,079.69	4.25%	12/15/2027
CD# 33934239	\$300,000.00	5.00%	5/3/2024
GENERAL TOTAL	\$937,994.12		
INSURANCE STABILITY			
CD# 58762116	\$200,000.00	5.00%	5/3/2024
WATER			
CD# 43729826	\$70,540.56	3.25%	10/3/2028
CD# 43729827	\$15,771.91	3.50%	8/30/2027
CD# 51335018	\$206,245.13	3.15%	8/29/2028
WATER TOTAL	\$292,557.60		
SEWER			
CD# 39857828	\$47,027.03	3.25%	10/3/2028
CD# 39857829	\$54,836.12	3.50%	8/30/2027
CD# 53473017	\$51,115.92	4.25%	12/15/2027
CD# 39857830	\$23,993.19	4.25%	12/15/2027
CD# 39857831	\$500,000.00	5.00%	5/3/2024
SEWER TOTAL	\$676,972.26		
ELECTRIC			
CD# 33933433	\$66,763.66	4.25%	12/15/2027
CD# 44452930	\$329,189.29	3.25%	10/3/2028
CD# 44452931	\$395,953.62	2.75%	6/10/2024
CD# 44452932	\$55,207.66	2.65%	8/9/2024
CD# 44452933	\$109,282.78	3.00%	7/9/2026
CD# 44452934	\$528,515.74	3.50%	8/30/2027
ELECTRIC TOTAL	\$1,484,912.75		
TOTAL CD'S	\$3,592,436.73		
Account Balances:	\$7,109,504.87		

VILLAGE PRESIDENT
Seth Speiser

VILLAGE CLERK
Jerry Menard

VILLAGE TRUSTEES
Ray Matchett, Jr.
Lisa Meehling
Mike Blaies
Tom Carpenter
Dana Miller
Robert Kaiser

VILLAGE TREASURER
Bryan A. Vogel

VILLAGE OF FREEBURG

FREEBURG MUNICIPAL CENTER
14 SOUTHGATE CENTER, FREEBURG, IL 62243
PHONE: (618) 539-5545 • FAX: (618) 539-5590
Web Site: www.freeburg.com

VILLAGE ADMINISTRATOR
Matt Trout

PUBLIC WORKS DIRECTOR
John Tolan

POLICE CHIEF
Michael J. Schutzenhofer

ESDA COORDINATOR
Eugene Kramer

VILLAGE ENGINEER
Tim Pruett, P.E.

VILLAGE ATTORNEY
Weilmuenster Keck Brown, P.C.

Finance Committee Meeting
(Finance/Industrial Park/Economic Development/Budget)
(Carpenter/Blaies/Kaiser/Matchett)
Monday, December 18, 2023 at 5:30 p.m.

Chairperson Tom Carpenter officially called the meeting of the Finance Committee to order at 5:30 p.m., on Monday, December 18, 2023. Those in attendance were Chairperson Tom Carpenter, Trustee Mike Blaies, Trustee Bob Kaiser, Trustee Ray Matchett, Mayor Seth Speiser, Village Clerk Jerry Menard, Treasurer Bryan Vogel, Trustee Dana Miller, Trustee Lisa Meehling, Village Attorney Fred Keck, Public Works Director John Tolan, Police Chief Mike Schutzenhofer, Village Administrator Matt Trout, Finance Clerk Laura Wolf, and Office Manager Julie Polson. Guest present: Janet Baechle. There were no guests present via Zoom.

- A. REVIEW OF BOARD LISTS:** Expenses questioned include Right Way Traffic Control, \$4,850.00 – repair of Cemetery Road guardrail at the curve; UHS Premium Billing \$5,045.82 – due from retired employees; \$716.73 – PD health insurance which is a previous employee's premium payable because of the Public Safety Employee Act; \$49,468.44 – current employees' insurance premium; Itron, \$5,150.00 – annual fee for the meters from 11/1 23 – 10/31/24; Bello, \$783.00 – repair heat pump at north sub; Key Equipment & Supply, \$266.55 – new impeller for leaf machine; VIPower, \$4,083.14 – fiber for the sewer plant.
- B. REVIEW OF INVESTMENTS:** Treasurer Vogel advised we don't have anything up until May, and hopes the rates will hold. The long-term rates are starting to slide off a bit.
- C. INCOME STATEMENT:** Trustee Blaies questioned the sewer fund since the sewer charges are at 88%, and we should be around 75%, and the sewer revenue is at 44%. Matt confirmed that is because of the loan, and further stated you will see a big jump in both when the loan is paid. Matt said he and Laura are reviewing our funds to see if everything is in the correct spot.
- D. TREASURER'S REPORT:** Treasurer Vogel said he is 3 months back on reports and will get them to us shortly.
- E. FUND AND ACCOUNT BALANCE REPORT:** Chairperson Carpenter commented there is a slight improvement of about \$5,000 in the water fund.
- F. OLD BUSINESS:**
1. Approval of November 29, 2023 Minutes. Trustee Ray Matchett motioned to approve the November 29, 2023 Minutes, and Trustee Bob Kaiser seconded the motion. All voting yea, the motion carried.
 2. Attorney Invoice: No invoice to review.
 3. Newsletter: Julie advised the newsletter should go out this week.


G. NEW BUSINESS:

1. Veteran's Property Tax Relief Reimbursement: Matt said there are 3 counties in the State of Illinois pilot program where disabled veterans do not pay insurance property taxes based on their level of disability. St. Clair County has taken a big hit. We are at about \$10,000 to be reimbursed. However, there is only \$15,000,000 eligible each year and St. Clair County is at \$10,500,000. The counties up north will probably get most of that. We will be lucky to get a couple thousand.

H. GENERAL CONCERNS: None

G. PUBLIC PARTICIPATION: None

H. ADJOURN: *Trustee Ray Matchett motioned to adjourn the meeting at 5:41 p.m., and Trustee Mike Blaies seconded the motion. All voting yea, the motion carried.*



Julie Polson
Office Manager