

**THE PUBLIC CAN PARTICIPATE THROUGH THE ZOOM CLOUD MEETING  
APPLICATION AND CLICKING ON THE FOLLOWING LINK:**

Meeting ID: 447 872 7673

<https://us02web.zoom.us/j/4478727673>

We ask the public to mute their phone or mic until Public Participation  
If you have any questions, please contact Matt Trout at [mtrout@freeburg.com](mailto:mtrout@freeburg.com)

**REGULAR BOARD MEETING AGENDA – April 7, 2025 - 7:30 P.M.**

1. Call to Order
2. Pledge of Allegiance
3. Roll Call
4. Minutes of Previous Meeting
  - 4 – 1. March 17, 2025 - Board Meeting Minutes – **Unavailable**
5. Finance
  - 5 – 1. Finance Committee Meeting – Wednesday, March 26, 2025 – 5:30 p.m. – **Exhibit A**
    - 5 – a. Board Report – MFT: \$ 18,879.40
    - 5 – b. Board Report – Utility Refunds: \$ 814.51
    - 5 – c. Board Report – IMEA Bill (ACH Transfer): \$ 274,772.29
    - 5 – d. Board Report - General: \$ 794,711.32
6. Treasurer's Report – Treasurer's Reports for 8/31/24, 9/30/24, 10/31/24, 11/30/24, 12/31/24, 1/31/25 & 2/28/25 – **Exhibit B**
7. Attorney's Report
8. ESDA Report – ESDA Report for April 7, 2025 – **Exhibit C**
9. Public Participation
10. Reports and Correspondence
  - 10 – 1. Village Engineer's Report – **Exhibit D**
11. Recommendations of Boards and Commissions
12. Contracts, Releases, Agreements and Annexations
13. Bids
14. Resolutions
  - 14 – 1. Resolution #25-05: A Resolution Amending the Solid Waste Collection Fees – **Exhibit E**
15. Ordinances
16. Old Business
17. New Business
18. Appointments
19. Committee Meeting Minutes/Recommendations
  - 19 – 1. Legal/Ordinance Committee Meeting – Wednesday, March 26, 2025 – 5:45 p.m. – **Exhibit F**
  - 19 – 2. Personnel/Police Committee Meeting – Wednesday, March 26, 2025 - 6:00 p.m. – **Exhibit G**
    - 19 – 2a. Recommend Authorizing Jerry Menard to Appoint Mary Downen as Deputy Clerk
    - 19 – 2b. Recommend Wyatt Hopfinger, Lilly Furtak, Luke Lysakowski, and Gage Lang be hired as lifeguards and Emma Savage and Ashlynn Moreland be hired for the concession stand
20. Upcoming Meetings
  - 20 – 1. Combined Planning and Zoning Board Meeting – Tuesday, April 8, 2025
  - 20 – 2. Electric Committee Meeting - Wednesday, April 16, 2025 - 5:30 p.m.
  - 20 – 3. Water/Sewer Committee Meeting – Wednesday, April 16, 2025 – 5:45 p.m.
  - 20 – 4. Streets Committee Meeting – Wednesday, April 16, 2025 – 6:00 p.m.
  - 20 – 5. CLOSED IN OBSERVANCE OF GOOD FRIDAY – Friday, April 18<sup>th</sup>
  - 20 – 5. Board Meeting – April 21, 2025 – 7:30 p.m.
21. Village President's and Trustees' Comments
22. Staff Comments
23. Adjournment

At said Board Meeting, the Village Board of Trustees may vote on whether or not to hold an Executive Session to discuss the selection of a person to fill a public office [5 ILCS, 120/2 - (c)(3)]; personnel [5 ILCS, 120/2 - (c)(1)]; litigation [5 ILCS, 120/2 - (c)(11)]; real estate transactions [5 ILCS, 120/2 - (c)(5)]; collective negotiating matters between the public body and its employees or their representatives [5 ILCS 120/2 (C)(2)].

**VILLAGE PRESIDENT**  
Seth Speiser

**VILLAGE CLERK**  
Jerry Menard

**VILLAGE TRUSTEES**  
Ray Matchett, Jr.  
Lisa Meehling  
Mike Blaies  
Tom Carpenter  
Dana Miller  
Robert Kaiser

**VILLAGE TREASURER**  
Bryan A. Vogel

# VILLAGE OF FREEBURG

FREEBURG MUNICIPAL CENTER  
14 SOUTHGATE CENTER, FREEBURG, IL 62243  
PHONE: (618) 539-5545 • FAX: (618) 539-5590  
Web Site: www.freeburg.com

**VILLAGE ADMINISTRATOR**  
Matt Trout

**PUBLIC WORKS DIRECTOR**  
John Tolan

**POLICE CHIEF**  
Michael J. Schutzenhofer

**ESDA COORDINATOR**  
Eugene Kramer

**VILLAGE ENGINEER**  
Tim Pruett, P.E.

**VILLAGE ATTORNEY**  
Weilmuenster Keck Brown, P.C.

Finance Committee Meeting  
(Finance/Industrial Park/Economic Development/Budget)  
(Carpenter/Blaies/Kaiser/Matchett)  
Wednesday, March 26, 2025 at 5:30 p.m.

Chairperson Tom Carpenter officially called the meeting of the Finance Committee to order at 5:30 p.m., on Wednesday, March 26, 2025. Those in attendance were Chairperson Tom Carpenter, Trustee Mike Blaies, Trustee Bob Kaiser, Trustee Ray Matchett, Mayor Seth Speiser, Village Clerk Jerry Menard (absent), Treasurer Bryan Vogel (absent), Trustee Dana Miller, Trustee Lisa Meehling, Village Attorney Fred Keck, Public Works Director John Tolan, Village Engineer Tim Pruett, Police Chief Mike Schutzenhofer, Village Administrator Matt Trout, Finance Clerk Laura Wolf, and Office Manager Mary Downen. Guest present: Janet Baechle. There were no guests present via Zoom.

**A. REVIEW OF BOARD LISTS:** None.

**B. REVIEW OF INVESTMENTS:** Village Administrator Matt Trout said a couple of 6-month CD's will be coming due soon. He plans to meet with the insurance committee to discuss the insurance stability fund CD and other possible options as the insurance stability fund was hit pretty hard this year.

**C. INCOME STATEMENT:** Matt said we should be at 95%-100%. Laura will run a last final on Monday. Overall, we did well with the general fund. He highlighted a few things. He and John talked about needing to do some repairs and upgrades in electric, won't be expensive but it is needed. As the full year closes, the swimming pool made a \$517 profit.

**D. TREASURER'S REPORT:** Treasurer's Reports for 8/31/24; 9/30/24; 10/31/24; 11/30/24; 12/31/24; 1/31/25; 2/28/25.

*Trustee Ray Matchett motioned to send to the full Board Treasurer's Reports for 8/31/24; 9/30/24; 10/31/24; 11/30/24; 12/31/24; 1/31/25; 2/28/25, and Trustee Mike Blaies seconded the motion. All voting yea, the motion carried.*

**E. FUND AND ACCOUNT BALANCE REPORT:** Matt said the last few months he has been going back to the same time last year to compare month to month. He highlighted a few items in the funds.

**F. OLD BUSINESS:**

1. Approval of February 26, 2025 Minutes. Trustee Ray Matchett motioned to approve the February 26, 2025 minutes, and Trustee Mike Blaies seconded the motion. All voting yea, the motion carried.
2. Attorney Invoice: The invoice was reviewed by the committee.
3. Newsletter: Should go out this week or next.

**G. NEW BUSINESS:**

1. Ordinance #1799 – Grocery Tax: Matt said we talked about this a while back. JB Pritzker took it out of the State budget which didn't have any impact on it. There is no increase this is just keeping it in place. We haven't been able to get a true number of what we brought in but it is somewhere from \$50,000-\$200,000. It has to be filed with the state that it was passed so there isn't a gap in the funding. He recommends passing it. Chairperson Tom Carpenter said he would like to try to find out what the true number is. Matt said he will reach out to Country Mart and the state again to see if they can give him a more accurate number.
2. Leaf Program: Matt said after the last meeting we left it at we were going to look into the self-contained vehicle. Since then, Bob did get some other quotes. We met with Armor Equipment today and they brought a proposal and will trade in our unit. The cheapest was \$261,000 and the other two were \$295,000 & \$297,000. The one Sparta has is \$295,000. They do seem to have a longer shelf life and the durability of this piece of equipment would be better. He said he has worked up some rates to try to get us to that number. He discussed finance options and possible grant money. He doesn't see a way to do this without raising the rate. Chairperson Tom Carpenter asked if it would really save in labor. John and Matt said they could do with having only one person operate the equipment. He will get the rate into ordinance form for the board meeting on April 7<sup>th</sup>.

**H. GENERAL CONCERNS:** None.

**I. PUBLIC PARTICIPATION:** Janet asked about a line item on the budget.

**J. ADJOURN:** *Trustee Ray Matchett motioned to adjourn the meeting at 6:18 p.m., and Trustee Bob Kaiser seconded the motion. All voting yea, the motion carried.*



Mary Downen  
Office Manager

SYS DATE: 02/26/25  
FROM: 01/26/25

Village of Freeburg  
A / P B O A R D L I S T  
REGISTER # 29  
Wednesday February 26, 2025

SYS TIME: 09:13  
[NB]

TO: 03/26/25

PAGE 1

PAYABLE TO INV NO	GL NO	CHECK DATE	DESCRIPTION	CHECK NO	AMOUNT	DISTR
ENERGY CULVERT 7106	15-41-616	02/26/25	MFT CULVERTS	1810	18879.40	18879.40
** TOTAL CHECKS ISSUED					18879.40	
TOTAL FOR REGULAR CHECKS:					18,879.40	

SYS DATE: 02/26/25  
FROM: 01/26/25

Village of Freeburg  
A / P B O A R D L I S T  
REGISTER # 30  
Wednesday February 26, 2025

SYS TIME: 09:20  
[NB]

TO: 03/26/25

PAGE 1

PAYABLE TO INV NO	GL NO	CHECK DATE	CHECK NO	DESCRIPTION	AMOUNT	DISTR
AMANN, MATT MEDICAL 2/26/25	25-30-501 25-30-502	02/26/25	72825	INS DEDUCTIBLE INS OTHER	537.40	135.00 402.40
AMWINS GROUP BENEFITS, INC 8830047	01-00-151	02/26/25	72826	DUE FROM EMPLOYEE INSURANCE	471.33	471.33
BORKOWSKI, MICHAEL MEDICAL	25-30-501	02/26/25	72827	INS DEDUCTIBLE	95.26	95.26
CITIZENS 39857860-2 INT	51-42-841 52-43-841	02/26/25	72828	WR TRUCK SR TRUCK	287.18	143.59 143.59
COGENT PROPS#OP-614152	52-43-539	02/26/25	72829	SR OTHER PROF SERVICES	19385.00	19385.00
DAMBACHER TRUCK SERVICE, LLC 24-1009	01-11-890 01-41-539 01-41-614	02/26/25	72830	AD OTHER IMPROVEMENTS ST OTHER PROF SERVICES ST SUPPLIES, STREET	5470.10	675.00 1760.00 3035.10
DEAN'S CLEANING SERVICES FEB 25	01-11-539 01-21-539	02/26/25	72831	AD OTHER PROF SERVICES PD OTHER PROF SERVICES	460.00	230.00 230.00
DOWNEN, MARY CRTHOUS 2/11/25 MEDICAL 2/26/25	01-11-562 25-30-501	02/26/25	72832	AD TRAVEL EXPENSE INS DEDUCTIBLE	55.71	14.00 41.71
ED MORSE FORD 156948	01-21-513	02/26/25	72833	PD SERVICES, VEHICLE	4351.84	4351.84
EQUIPMENT SERVICE CO., IN 42863	01-41-612	02/26/25	72834	ST SUPPLIES, EQUIPMT	103.53	103.53
HIGH TIDE TECHNOLOGIES 2025506	52-43-539	02/26/25	72835	SR OTHER PROF SERVICES	330.00	330.00
KRAMPER, JANE MEDI24 2/26/25 MEDICAL 2/26/25	25-30-501 25-30-501	02/26/25	72836	INS DEDUCTIBLE INS DEDUCTIBLE	154.16	5.00 149.16
METRO-AG, INC 2841	52-43-539	02/26/25	72837	SR OTHER PROF SERVICES	3525.00	3525.00
MIDWESTERN PROPANE GAS CO		02/26/25	72838		779.68	

SYS DATE: 02/26/25  
FROM: 01/26/25

Village of Freeburg  
A / P B O A R D L I S T  
REGISTER # 30  
Wednesday February 26, 2025

SYS TIME: 09:20  
[NB]

TO: 03/26/25

PAGE 2

PAYABLE TO INV NO	GL NO	CHECK DATE	DESCRIPTION	CHECK NO	AMOUNT	DISTR
1516234003	52-43-611		SR SUPPLIES, BUILDING			779.68
POINTE PEST CONTROL 3782722		02/26/25		72839	69.00	
	01-11-519		AD SERVICES, OTHER			34.50
	01-21-539		PD OTHER PROF SERVICES			34.50
PRUETT, TIM		02/26/25		72840	285.69	
MEDI24 2/26/25	25-30-501		INS DEDUCTIBLE			108.67
MEDICAL 2/26/25	25-30-502		INS OTHER			177.02
SCHULTE SUPPLY		02/26/25		72841	2066.63	
S1224412.001	51-42-615		WR SUPPL, INFRASTRUCTURE			554.27
S1224506.001	51-42-615		WR SUPPL, INFRASTRUCTURE			986.66
S1225165.001	51-42-615		WR SUPPL, INFRASTRUCTURE			525.70
SWICOM		02/26/25		72842	50.00	
2/27/25 MEETING	01-11-561		AD DUES			12.50
	51-42-561		WR DUES			12.50
	52-43-561		SR DUES			12.50
	53-40-561		EL DUES			12.50
TEKLAB, INC		02/26/25		72843	1076.70	
321069	52-43-657.1		SR LAB FEES			298.40
321308	52-43-657.1		SR LAB FEES			479.90
321666	52-43-657.1		SR LAB FEES			298.40
USA BLUEBOOK		02/26/25		72844	2488.67	
INV00626652	51-42-657		WR LAB SUPPLIES			167.27
	52-43-657		SR LAB SUPPLIES			167.28
INV00626768	51-42-657		WR LAB SUPPLIES			1154.12
	52-43-657		SR LAB SUPPLIES			1000.00
** TOTAL CHECKS ISSUED					42042.88	
TOTAL FOR REGULAR CHECKS:					42,042.88	

SYS DATE: 02/28/25  
FROM: 01/28/25

Village of Freeburg  
A / P B O A R D L I S T  
REGISTER # 31  
Friday February 28, 2025

SYS TIME: 11:05  
[NB]

TO: 03/28/25

PAGE 1

PAYABLE TO INV NO	GL NO	CHECK DATE	CHECK NO	DESCRIPTION	AMOUNT	DISTR
=====						
CASEY'S BUSINESS MASTERCARD		02/28/25	80001373		1342.26	
JAN-FEB 25	01-41-655			ST AUTO FUEL/OIL		736.52
	51-42-655			WR AUTO FUEL/OIL		277.16
	52-43-655			SR AUTO FUEL/OIL		277.16
	53-40-655			EL AUTO FUEL/OIL		51.42
CITIZENS - PAYROLL		02/28/25	80001374		64956.58	
#5-2025	01-00-215			PR W/H FICA		6969.36-
	01-00-216			PR W/H RETIREMENT		6032.29-
	01-00-213			PR W/H FIT		8782.56-
	01-00-214			PR W/H SIT		4323.29-
	01-21-421			PD REGULAR SALARIES		29409.37
	01-21-422			PD OVERTIME		1525.56
	01-21-423			PD HOLIDAY OVERTIME		4411.46
	01-21-426			PD LONGEVITY/EDUCATION		284.65
	01-21-427			PD PUBLIC SAFETY STIPEND		500.00
	01-00-193			EXCHANGE - EMPLOYEE CELL PHONES		40.00-
	01-11-431			AD ELECTED SALARIES		2636.53
	01-11-421			AD REGULAR SALARIES		2485.30
	01-16-421			ZO REGULAR SALARIES		2148.56
	01-16-431			ZO SALARIES, APPOINTED		300.00
	01-41-421			ST REGULAR SALARIES		5737.10
	01-41-423			ST OVERTIME		153.04
	12-23-421			ES REGULAR SALARIES		98.56
	01-00-110			CASH - GENERAL		98.56
	12-00-110			CASH - ESDA		98.56-
	51-42-421			WR REGULAR SALARIES		10562.53
	51-42-423			WR OVERTIME		535.11
	01-00-110			CASH - GENERAL		11097.64
	51-00-110			CASH - WATER		11097.64-
	52-43-421			SR REGULAR SALARIES		8493.65
	52-43-423			SR OVERTIME		456.26
	01-00-110			CASH - GENERAL		8949.91
	52-00-110			CASH - SEWER		8949.91-
	53-40-421			EL REGULAR SALARIES		21026.98
	53-40-423			EL OVERTIME		339.42
	01-00-110			CASH - GENERAL		21366.40
	53-00-110			CASH - ELECTRIC		21366.40-
CITIZENS - PAYROLL TAXES		02/28/25	80001375		27376.87	
#5-2025	01-00-215			PR W/H FICA		6969.36
	01-00-213			PR W/H FIT		8782.56
	01-00-214			PR W/H SIT		4323.29
	01-21-453			PD UNEMPLOYMENT INSURANCE		97.96
	01-21-461			PD SOCIAL SECURITY		2764.02
	01-11-461			AD SOCIAL SECURITY		201.69

SYS DATE: 02/28/25  
FROM: 01/28/25

Village of Freeburg  
A / P B O A R D L I S T  
REGISTER # 31  
Friday February 28, 2025

SYS TIME: 11:05  
[NB]

TO: 03/28/25

PAGE 2

PAYABLE TO INV NO	GL NO	CHECK DATE	CHECK NO	DESCRIPTION	AMOUNT	DISTR
	01-11-453			AD UNEMPLOYMENT INSURANCE	9.51	
	01-11-461			AD SOCIAL SECURITY	190.11	
	01-16-461			ZO SOCIAL SECURITY	187.31	
	01-41-453			ST UNEMPLOYMENT INSURANCE	35.55	
	01-41-461			ST SOCIAL SECURITY	450.60	
	12-23-461			ES SOCIAL SECURITY	7.54	
	01-00-110			CASH - GENERAL	7.54	
	12-00-110			CASH - ESDA	7.54-	
	51-42-453			WR UNEMPLOYMENT INSURANCE	60.94	
	51-42-461			WR SOCIAL SECURITY	848.97	
	01-00-110			CASH - GENERAL	909.91	
	51-00-110			CASH - WATER	909.91-	
	52-43-453			SR UNEMPLOYMENT INSURANCE	45.03	
	52-43-461			SR SOCIAL SECURITY	684.67	
	01-00-110			CASH - GENERAL	729.70	
	52-00-110			CASH - SEWER	729.70-	
	53-40-453			EL UNEMPLOYMENT INSURANCE	83.23	
	53-40-461			EL SOCIAL SECURITY	1634.53	
	01-00-110			CASH - GENERAL	1717.76	
	53-00-110			CASH - ELECTRIC	1717.76-	
UHS PREMIUM BILLING 817227774253		02/28/25	80001376		58528.19	
	01-00-151			DUE FROM EMPLOYEE INSURANCE	4694.68	
	01-21-451			PD HEALTH INSURANCE	666.85	
	25-30-500			INS PREMUIM	53166.66	
VERIZON WIRELESS 6105434722		02/28/25	80001377		2466.38	
	01-11-552			AD TELEPHONE	187.18	
	01-16-552			ZN TELEPHONE	42.35	
	01-21-552			PD TELEPHONE	815.22	
	51-42-552			WR TELEPHONE	325.28	
	52-43-552			SR TELEPHONE	325.32	
	53-40-552			EL TELEPHONE	493.46	
	01-00-193			EXCHANGE - EMPLOYEE CELL PHONES	222.01	
	58-55-552			SWP TELEPHONE	55.56	
** TOTAL CHECKS ISSUED					154670.28	
TOTAL FOR REGULAR CHECKS:					0.00	
TOTAL FOR DIRECT PAY VENDORS:					154,670.28	

SYS DATE: 03/05/25  
 FROM: 02/05/25

Village of Freeburg  
 A / P B O A R D L I S T  
 REGISTER # 32  
 Wednesday March 5, 2025

SYS TIME: 14:22  
 [NB]

TO: 04/05/25

PAGE 1

PAYABLE TO INV NO	GL NO	CHECK DATE	CHECK NO	DESCRIPTION	AMOUNT	DISTR
AT&T		03/05/25	72846		414.41	
0208 FEB 25	52-43-552			SR TELEPHONE		65.37
3094 FEB 25	52-43-552			SR TELEPHONE		62.12
3654 FEB 25	52-43-552			SR TELEPHONE		110.38
4830 FEB 25	52-43-552			SR TELEPHONE		57.21
4835 FEB 25	52-43-552			SR TELEPHONE		57.21
5625 FEB 25	52-43-552			SR TELEPHONE		62.12
CLEAN THE UNIFORM CO	HIGHLAND	03/05/25	72847		2687.68	
32325649	51-42-471			WR UNIFORM RENTAL		67.86
	52-43-471			SR UNIFORM RENTAL		67.86
	53-40-471			EL UNIFORM RENTAL		199.47
	51-42-619			WR SUPPLIES, OTHER		93.84
	52-43-619			SR SUPPLIES, OTHER		93.84
	53-40-652			EL OPERATING SUPPLIES		93.83
32327294	51-42-471			WR UNIFORM RENTAL		67.86
	52-43-471			SR UNIFORM RENTAL		67.86
	53-40-471			EL UNIFORM RENTAL		199.47
	51-42-619			WR SUPPLIES, OTHER		128.39
	52-43-619			SR SUPPLIES, OTHER		128.39
	53-40-652			EL OPERATING SUPPLIES		128.39
	01-21-652			PD OPERATING SUPPLIES		117.22
32328906	51-42-471			WR UNIFORM RENTAL		67.86
	52-43-471			SR UNIFORM RENTAL		67.86
	53-40-471			EL UNIFORM RENTAL		199.47
	51-42-619			WR SUPPLIES, OTHER		93.83
	52-43-619			SR SUPPLIES, OTHER		93.84
	53-40-652			EL OPERATING SUPPLIES		93.84
32330555	51-42-471			WR UNIFORM RENTAL		67.86
	52-43-471			SR UNIFORM RENTAL		67.86
	53-40-471			EL UNIFORM RENTAL		199.47
	51-42-619			WR SUPPLIES, OTHER		93.84
	52-43-619			SR SUPPLIES, OTHER		93.83
	53-40-652			EL OPERATING SUPPLIES		93.84
COAST TO COAST		03/05/25	72848		125.00	
CM52025	01-11-539			AD OTHER PROF SERVICES		31.25
	51-42-539			WR OTHER PROF SERVICES		31.25
	52-43-539			SR OTHER PROF SERVICES		31.25
	53-40-539			EL OTHER PROF SERVICES		31.25
COGENT		03/05/25	72849		1774.50	
5616666	52-43-539			SR OTHER PROF SERVICES		1774.50
DAVE SCHMIDT TRK SERVICE		03/05/25	72850		3417.66	
T103927	53-40-513			EL SERVICES, VEHICLES		1629.60

SYS DATE: 03/05/25  
 FROM: 02/05/25

Village of Freeburg  
 A / P B O A R D L I S T  
 REGISTER # 32  
 Wednesday March 5, 2025

SYS TIME: 14:22  
 [NB]

TO: 04/05/25

PAGE 2

PAYABLE TO INV NO	GL NO	CHECK DATE	CHECK NO	DESCRIPTION	AMOUNT	DISTR
	53-40-613			EL SUPPLIES, VEHICLES		1788.06
DITCH WITCH SALES INC		03/05/25	72851		3792.85	
W08441 REISSUE	53-40-512			EL SERVICES, EQUIPMT		1923.34
W08446 REISSUE	53-40-512			EL SERVICES, EQUIPMT		1869.51
DOWNEN, MARY		03/05/25	72852		244.23	
MEDICAL 3/5/25	25-30-501			INS DEDUCTIBLE		4.23
	25-30-502			INS OTHER		240.00
DURKIN EQUIPMENT, INC		03/05/25	72853		1949.16	
DK-SINVP105370	52-43-539			SR OTHER PROF SERVICES		1949.16
ELDEN, ROBERT		03/05/25	72854		1580.34	
MEDICAL 3/5/25	51-42-534.1			WR MEDICAL/RETIRES		395.09
	52-43-534.1			SR MEDICAL/RETIRES		395.09
	53-40-534.1			EL MEDICAL/RETIRES		790.16
FREEBURG TOWNSHIP		03/05/25	72855		33.02	
FEB 25	01-41-617			ST SNOW REMOVAL		33.02
GREEN MILL SERVICE STATION		03/05/25	72856		161.40	
130737	01-21-613			PD SUPPLIES, VEHICLE		80.70
130771	01-21-613			PD SUPPLIES, VEHICLE		80.70
H&M HEAVY EQUIPMENT REPAIR, I		03/05/25	72857		2260.00	
M5780	01-41-512			ST SERVICES, EQUIPMT		2092.50
M5783	01-41-512			ST SERVICES, EQUIPMT		167.50
HERZING, DENNIS		03/05/25	72858		53.38	
MEDI24 3/5/25	01-11-534.1			AD MEDICAL/RETIRES		2.32
	51-42-534.1			WR MEDICAL/RETIRES		2.32
	52-43-534.1			SR MEDICAL/RETIRES		2.32
	53-40-534.1			EL MEDICAL/RETIRES		2.32
MEDICAL 3/5/25	01-11-534.1			AD MEDICAL/RETIRES		11.02
	51-42-534.1			WR MEDICAL/RETIRES		11.02
	52-43-534.1			SR MEDICAL/RETIRES		11.03
	53-40-534.1			EL MEDICAL/RETIRES		11.03
JIM'S AUTOMOTIVE INC		03/05/25	72859		1170.59	
35738	01-21-613			PD SUPPLIES, VEHICLE		1170.59
KRAMPER, JANE		03/05/25	72860		27.33	
MEDI24 3/5/25	25-30-501			INS DEDUCTIBLE		5.00
MEDICAL 3/5/25	25-30-501			INS DEDUCTIBLE		22.33
KRAUSS SHANE		03/05/25	72861		104.33	

SYS DATE: 03/05/25  
FROM: 02/05/25

Village of Freeburg  
A / P B O A R D L I S T  
REGISTER # 32  
Wednesday March 5, 2025

SYS TIME: 14:22  
[NB]

TO: 04/05/25

PAGE 3

PAYABLE TO INV NO	GL NO	CHECK DATE	CHECK NO	DESCRIPTION	AMOUNT	DISTR
MEDICAL 3/5/25	25-30-501			INS DEDUCTIBLE		104.33
LIESE LUMBER CO., INC 2783454	53-40-659	03/05/25	72862	EL OTHER GEN SUPPLIES	99.00	99.00
MICK'S AUTO REPAIR INC 91956	01-41-513	03/05/25	72863	ST SERVICES, VEHICLE	987.57	987.57
MIDCO DIVING & MARINE SERVICE 5921	51-42-539	03/05/25	72864	WR OTHER PROF SERVICES	6674.64	6674.64
ST CLAIR COUNTY BUILDING & 2025-0212	01-16-535	03/05/25	72865	ZO COUNTY INSPECTIONS	1413.00	1085.00
2025-0250	01-16-535			ZO COUNTY INSPECTIONS		157.50
2025-0329	01-16-535			ZO COUNTY INSPECTIONS		170.50
TOLAN, JOHN MEDICAL 3/5/25	25-30-501	03/05/25	72866	INS DEDUCTIBLE	87.83	87.83
USA BLUEBOOK INV00636960	52-43-619	03/05/25	72867	SR SUPPLIES, OTHER	220.81	220.81
VERLAN FUNK SERVICE INC 408534572	01-41-614	03/05/25	72868	ST SUPPLIES, STREET	3808.92	2540.76
408534573	01-41-614			ST SUPPLIES, STREET		1268.16
WATTS, JANET MEDICAL 3/5/25	01-21-534.1	03/05/25	72869	PD MEDICAL/REITREES	264.73	264.73
** TOTAL CHECKS ISSUED					33352.38	
TOTAL FOR REGULAR CHECKS:					33,352.38	

SYS DATE: 03/07/25  
 FROM: 02/07/25

Village of Freeburg  
 A / P B O A R D L I S T  
 REGISTER # 33  
 Friday March 7, 2025

SYS TIME: 14:09  
 [NB]

TO: 04/07/25

PAGE 1

PAYABLE TO INV NO	GL NO	CHECK DATE	DESCRIPTION	CHECK NO	AMOUNT	DISTR
=====						
ADP - CHARGES		03/07/25		80001378	414.85	
683166844	01-11-539		AD OTHER PROF SERVICES		49.58	
	51-42-539		WR OTHER PROF SERVICES		49.58	
	52-43-539		SR OTHER PROF SERVICES		49.58	
	53-40-539		EL OTHER PROF SERVICES		49.59	
684526532	01-11-539		AD OTHER PROF SERVICES		54.13	
	51-42-539		WR OTHER PROF SERVICES		54.13	
	52-43-539		SR OTHER PROF SERVICES		54.13	
	53-40-539		EL OTHER PROF SERVICES		54.13	
LUBY EQUIPMENT SERVICES		03/07/25		80001379	6516.02	
FEB 25	01-41-612		ST SUPPLIES, EQUIPMT		5729.40	
	01-41-612		ST SUPPLIES, EQUIPMT		295.82	
	51-42-612		WR SUPPLIES, EQUIPMT		11.40-	
	51-42-612		WR SUPPLIES, EQUIPMT		256.80	
	52-43-612		SR SUPPLIES, EQUIPMT		11.40-	
	52-43-612		SR SUPPLIES, EQUIPMT		256.80	
REGIONS COMMERCIAL BANKCARD		03/07/25		80001380	3896.97	
4509 JAN-FEB 25	01-41-651		ST OFFICE SUPPLIES		41.99	
6262 JAN-FEB 25	53-40-611		EL SUPPLIES, BUILDING		19.17	
	53-40-612		EL SUPPLIES, EQUIPMT		11.99	
	53-40-617.1		EL-STREET LIGHTING/IMEA GRANT		2099.20	
	53-40-652		EL OPERATING SUPPLIES		72.87	
	53-40-653		EL SMALL TOOLS		87.29	
	53-40-658		EL SAFETY EQUIPMENT		64.98	
7510 JAN-FEB 25	01-11-539		AD OTHER PROF SERVICES		21.24	
7795 JAN-FEB 25	01-11-562		AD TRAVEL EXPENSE		487.20	
	01-11-655		AD AUTO FUEL/OIL		28.30	
	01-16-539		ZO OTHER PROF SERVICES		15.99	
9358 JAN-FEB 25	01-41-659		ST OTHER GEN SUPPLIES		295.00	
	51-42-612		WR SUPPLIES, EQUIPMT		112.88	
	51-42-651		WR OFFICE SUPPLIES		45.49	
	51-42-653		WR SMALL TOOLS		147.50	
	52-43-612		SR SUPPLIES, EQUIPMT		112.88	
	52-43-651		SR OFFICE SUPPLIES		45.50	
	52-43-653		SR SMALL TOOLS		147.50	
	53-40-563		EL TRAINING		40.00	
STANDARD INS CO		03/07/25		-80001381	256.78	
MARCH 25	01-21-451		PD HEALTH INSURANCE		4.60	
	25-30-500		INS PREMUIM		252.18	
ST CLAIR SERVICE COMPANY		03/07/25		80001382	1783.27	
30013570	01-41-656		ST CHEMICALS		469.00	
40059005	01-41-659		ST OTHER GEN SUPPLIES		57.96	
6018316	01-41-655		ST AUTO FUEL/OIL		117.04	
	51-42-655		WR AUTO FUEL/OIL		117.04	
	52-43-655		SR AUTO FUEL/OIL		117.05	
	53-40-655		EL AUTO FUEL/OIL		117.05	
6018317	01-41-655		ST AUTO FUEL/OIL		133.57	
	51-42-655		WR AUTO FUEL/OIL		133.58	
	52-43-655		SR AUTO FUEL/OIL		133.57	
	53-40-655		EL AUTO FUEL/OIL		133.58	
6018344	01-41-655		ST AUTO FUEL/OIL		43.95	
	51-42-655		WR AUTO FUEL/OIL		43.95	
	52-43-655		SR AUTO FUEL/OIL		43.95	
	53-40-655		EL AUTO FUEL/OIL		43.95	
6018345	01-41-655		ST AUTO FUEL/OIL		19.51	

SYS DATE: 03/07/25  
FROM: 02/07/25

Village of Freeburg  
A / P B O A R D L I S T  
REGISTER # 33  
Friday March 7, 2025

SYS TIME: 14:09  
[NB]

TO: 04/07/25

PAGE 2

PAYABLE TO INV NO	GL NO	CHECK DATE	DESCRIPTION	CHECK NO	AMOUNT	DISTR
	51-42-655		WR AUTO FUEL/OIL		19.51	
	52-43-655		SR AUTO FUEL/OIL		19.51	
	53-40-655		EL AUTO FUEL/OIL		19.50	
VILLAGE OF FRG UTILITIES		03/07/25		80001383	23235.60	
JAN-FEB 25	01-11-571		AD UTILITIES		1337.45	
	01-21-571		PD UTILITIES		1337.45	
	01-41-571		ST UTILITIES		122.69	
	51-42-571		WR UTILITIES		1147.41	
	52-43-571		SR UTILITIES		17248.95	
	53-40-571		EL UTILITIES		2041.65	
WATTS COPY SYSTEMS INC		03/07/25		80001384	576.08	
38552844	01-11-512		AD SERVICES, EQUIPMT		62.96	
	01-21-512		PD SERVICES, EQUIPMT		173.76	
	51-42-512		WR SERVICES, EQUIPMT		96.78	
	52-43-512		SR SERVICES, EQUIPMT		96.78	
	53-40-512		EL SERVICES, EQUIPMT		96.78	
	01-16-652		ZO OPERATING EXPENSE		49.02	
** TOTAL CHECKS ISSUED					36679.57	
TOTAL FOR REGULAR CHECKS:					0.00	
TOTAL FOR DIRECT PAY VENDORS:					36,679.57	

SYS DATE: 03/12/25  
 FROM: 02/12/25

Village of Freeburg  
 A / P B O A R D L I S T  
 REGISTER # 34  
 Wednesday March 12, 2025

SYS TIME: 09:53  
 [NB]

TO: 04/12/25

PAGE 1

PAYABLE TO INV NO	GL NO	CHECK DATE	CHECK NO	DESCRIPTION	AMOUNT	DISTR
AMANN, MATT MEDICAL 3/12/25	25-30-501 25-30-502	03/12/25	72871	INS DEDUCTIBLE INS OTHER	2331.80	45.00 2286.80
BHMG ENGINEERS E03551-125	53-40-532	03/12/25	72872	EL ENGINEERING	1199.52	1199.52
BOEVING, JOEL MEDICAL 3/12/25	25-30-502	03/12/25	72873	INS OTHER	1040.00	1040.00
DOWNEN, MARY MEDICAL 3/12/25	25-30-502	03/12/25	72874	INS OTHER	1140.00	1140.00
ELECTRO DOOR SYSTEMS INC 81610	01-41-539	03/12/25	72875	ST OTHER PROF SERVICES	2080.00	2080.00
FREEBURG COUNTRY MART FEB 25	01-11-659 52-43-657	03/12/25	72876	AD OTHER GEN SUPPLIES SR LAB SUPPLIES	17.70	12.08 5.62
FREEBURG PRINTING & PUBLISHING 127338 127339	01-16-553 51-42-553	03/12/25	72877	ZO PUBLISHING, ADVERTMT WR PUBLISH, ADVERTISING	126.00	64.80 61.20
HAWKINS, INC 7001080	52-43-656	03/12/25	72878	SR CHEMICALS	296.50	296.50
JIM'S AUTOMOTIVE INC 35713	01-41-513	03/12/25	72879	ST SERVICES, VEHICLE	299.66	299.66
LANNERT, BRADLEY 3/9/25	51-42-562 52-43-562 53-40-562	03/12/25	72880	WR TRAVEL EXPENSES SR TRAVEL EXPENSES EL TRAVEL EXPENSES	8.50	2.83 2.84 2.83
MUSKOPF, PADEN REPLACE#72277	51-42-562 52-43-562 53-40-562	03/12/25	72881	WR TRAVEL EXPENSES SR TRAVEL EXPENSES EL TRAVEL EXPENSES	17.00	5.67 5.67 5.66
NAPA AUTO TIRE & PARTS FEB 25	01-41-613	03/12/25	72882	ST SUPPLIES, VEHICLES	8.99	8.99
RUHMANN, STANLEY REPLACECK#72175	25-30-501	03/12/25	72883	INS DEDUCTIBLE	644.16	644.16
SALLMAN, MAX		03/12/25	72884		313.56	

SYS DATE: 03/12/25  
 FROM: 02/12/25

Village of Freeburg  
 A / P B O A R D L I S T  
 REGISTER # 34  
 Wednesday March 12, 2025

SYS TIME: 09:53  
 [NB]

TO: 04/12/25

PAGE 2

PAYABLE TO INV NO	GL NO	CHECK DATE	DESCRIPTION	CHECK NO	AMOUNT	DISTR
REPLACECK#72400	25-30-501 25-30-502		INS DEDUCTIBLE INS OTHER		293.56 20.00	
SIMBURGER, LEO 244199 245034		03/12/25		72885	371.47	
	01-21-471		PD UNIFORM			117.78
	01-21-471		PD UNIFORM			253.69
ST CLAIR COUNTY BUILDING & Z003/12/25 2025-0212A	01-16-535		ZO COUNTY INSPECTIONS	72886	720.00	720.00
SUNSET LAW ENFORCEMENT 0011494-IN	01-21-612	03/12/25	PD SUPPLIES, EQUIPMT	72887	2491.40	2491.40
TEKLAB, INC 320393A 320552A 321753	52-43-657.1 52-43-657.1 52-43-657.1	03/12/25	SR LAB FEES SR LAB FEES SR LAB FEES	72888	571.50	156.70 258.10 156.70
TITAN INDUSTRIAL CHEMICALS 15008	52-43-656 58-55-656	03/12/25	SR CHEMICALS SWP CHEMICALS	72889	1324.00	606.50 717.50
TOLAN, JOHN MEDICAL 3/12/25	25-30-501	03/12/25	INS DEDUCTIBLE	72890	3177.85	3177.85
TOLAN, ANDY REPLACECK#71925	51-42-562 52-43-562 53-40-562	03/12/25	WR TRAVEL EXPENSES SR TRAVEL EXPENSES EL TRAVEL EXPENSES	72891	8.50	2.83 2.83 2.84
TROUT, MATHEW REPLACECK#72639	25-30-502	03/12/25	INS OTHER	72892	104.80	104.80
USA BLUEBOOK INV00639210 INV00640850 INV00642364	52-43-657 51-42-657 52-43-657 51-42-657 52-43-657	03/12/25	SR LAB SUPPLIES WR LAB SUPPLIES SR LAB SUPPLIES WR LAB SUPPLIES SR LAB SUPPLIES	72893	656.54	194.28 212.05 212.05 19.08 19.08
WEILMUENSTER KECK 2856	01-11-533 01-21-533 01-41-533 51-42-533 52-43-533 53-40-533	03/12/25	AD LEGAL PD LEGAL ST LEGAL WR LEGAL SR LEGAL EL LEGAL	72894	7956.90	2268.00 1530.90 1011.15 1011.15 1011.15 1124.55
** TOTAL CHECKS ISSUED					26906.35	
TOTAL FOR REGULAR CHECKS:					26,906.35	

SYS DATE: 03/13/25  
FROM: 02/13/25

Village of Freeburg  
A / P B O A R D L I S T  
REGISTER # 35  
Thursday March 13, 2025

SYS TIME: 12:16  
[NB]

TO: 04/13/25

PAGE 1

PAYABLE TO INV NO	GL NO	CHECK DATE	DESCRIPTION	CHECK NO	AMOUNT	DISTR
ILL DEPT OF REVENUE ILDEPTREV250313	53-00-219.2	03/13/25	ACCRUED UTILITY TAX	80001385	10627.74	10627.74
IMEA FEB 25	53-40-576 53-00-395	03/13/25	EL ELECTRICITY PURCHASES EL REFUNDS, REIMBURSE (Fuel)	80001386	274772.29	275644.03 871.74-
ILLINOIS PUBLIC RISK FUND 94782	01-11-454 01-16-454 01-21-454 01-41-454 51-42-454 52-43-454 53-40-454 58-55-454	03/13/25	AD WORKERS COMP INS ZO WORKERS COMP INS PD WORKERS COMP INS ST WORKERS COMP INS WR WORKERS COMP INS SR WORKERS COMP INS EL WORKERS COMP INS SWP WORKERS COMP INS	80001387	6835.00	47.85 34.18 1435.34 2734.00 574.14 827.04 1038.91 143.54
PACE ANALYTICAL SERVICES, LLC 257204701 257204702	51-42-657.1 51-42-657.1	03/13/25	WR LAB FEES WR LAB FEES	80001388	330.00	220.00 110.00
CITIZENS - PAYROLL #6-2025	01-00-215 01-00-216 01-00-213 01-00-214 01-21-421 01-21-422 01-21-426 01-21-427 01-00-193 01-11-431 01-11-421 01-16-421 01-41-421 01-41-423 12-23-421 01-00-110 12-00-110 51-42-421 51-42-423 01-00-110 51-00-110 52-43-421 52-43-423 01-00-110	03/13/25	PR W/H FICA PR W/H RETIREMENT PR W/H FIT PR W/H SIT PD REGULAR SALARIES PD OVERTIME PD LONGEVITY/EDUCATION PD PUBLIC SAFETY STIPEND EXCHANGE - EMPLOYEE CELL PHONES AD ELECTED SALARIES AD REGULAR SALARIES ZO REGULAR SALARIES ST REGULAR SALARIES ST OVERTIME ES REGULAR SALARIES CASH - GENERAL CASH - ESDA WR REGULAR SALARIES WR OVERTIME CASH - GENERAL CASH - WATER SR REGULAR SALARIES SR OVERTIME CASH - GENERAL	80001389	63459.44	6818.45- 5933.75- 8567.11- 4249.20- 29409.37 3954.72 284.65 500.00 102.01- 2636.53 2485.29 2148.56 5737.10 258.53 98.56 98.56 98.56- 10562.53 690.05 11252.58 11252.58- 8493.65 564.53 9058.18

SYS DATE: 03/13/25  
FROM: 02/13/25

Village of Freeburg  
A / P B O A R D L I S T  
REGISTER # 35  
Thursday March 13, 2025

SYS TIME: 12:16  
[NB]

TO: 04/13/25

PAGE 2

PAYABLE TO INV NO	GL NO	CHECK DATE DESCRIPTION	CHECK NO	AMOUNT	DISTR
	52-00-110	CASH - SEWER		9058.18-	
	53-40-421	EL REGULAR SALARIES		20701.30	
	53-40-423	EL OVERTIME		604.59	
	01-00-110	CASH - GENERAL		21305.89	
	53-00-110	CASH - ELECTRIC		21305.89-	
CITIZENS - PAYROLL TAXES #6-2025	03/13/25	80001390		26583.92	
	01-00-215	PR W/H FICA		6818.45	
	01-00-213	PR W/H FIT		8567.11	
	01-00-214	PR W/H SIT		4249.20	
	01-21-453	PD UNEMPLOYMENT INSURANCE		15.89	
	01-21-461	PD SOCIAL SECURITY		2612.38	
	01-11-461	AD SOCIAL SECURITY		201.70	
	01-11-453	AD UNEMPLOYMENT INSURANCE		8.13	
	01-11-461	AD SOCIAL SECURITY		190.08	
	01-16-461	ZO SOCIAL SECURITY		164.36	
	01-41-453	ST UNEMPLOYMENT INSURANCE		19.98	
	01-41-461	ST SOCIAL SECURITY		458.67	
	12-23-461	ES SOCIAL SECURITY		7.54	
	01-00-110	CASH - GENERAL		7.54	
	12-00-110	CASH - ESDA		7.54-	
	51-42-453	WR UNEMPLOYMENT INSURANCE		33.43	
	51-42-461	WR SOCIAL SECURITY		860.82	
	01-00-110	CASH - GENERAL		894.25	
	51-00-110	CASH - WATER		894.25-	
	52-43-453	SR UNEMPLOYMENT INSURANCE		25.66	
	52-43-461	SR SOCIAL SECURITY		692.95	
	01-00-110	CASH - GENERAL		718.61	
	52-00-110	CASH - SEWER		718.61-	
	53-40-453	EL UNEMPLOYMENT INSURANCE		27.67	
	53-40-461	EL SOCIAL SECURITY		1629.90	
	01-00-110	CASH - GENERAL		1657.57	
	53-00-110	CASH - ELECTRIC		1657.57-	
** TOTAL CHECKS ISSUED				382608.39	
TOTAL FOR REGULAR CHECKS:				0.00	
TOTAL FOR DIRECT PAY VENDORS:				382,608.39	

SYS DATE: 03/18/25  
FROM: 02/18/25

Village of Freeburg  
A / P BOARD LIST  
REGISTER # 36  
Tuesday March 18, 2025

SYS TIME: 10:53  
[NB]

TO: 04/18/25

PAGE 1

PAYABLE TO INV NO	GL NO	CHECK DATE	CHECK NO	DESCRIPTION	AMOUNT	DISTR
ANIXTER INC 6344489-00	53-40-539	03/18/25	72901	EL OTHER PROF SERVICES	5054.00	5054.00
BELLEVILLE SUPPLY COMPANY 0665087-IN	51-42-619	03/18/25	72902	WR SUPPLIES, OTHER	210.59	210.59
BHMG ENGINEERS E03625-1000	53-40-532	03/18/25	72903	EL ENGINEERING	2973.54	2973.54
CITY OF BELLEVILLE WWTP 103	52-43-539	03/18/25	72904	SR OTHER PROF SERVICES	2500.00	2500.00
CRAFCO, INC 903394141	01-41-614	03/18/25	72905	ST SUPPLIES, STREET	1575.00	1575.00
ELECTRICO, INC 81610	01-41-515	03/18/25	72906	ST MAINT SERVICE/SIGNAL LIGHT MA	110.00	110.00
FACTESTING 102019	01-21-534.1	03/18/25	72907	PD MEDICAL/REITREES	40.00	40.00
FSH WATER COMMISSION 113735	51-42-575	03/18/25	72908	WR WATER PURCHASES	33409.89	33409.89
ILLINOIS MUNICIPAL UTILITIES 25-01017	01-41-563 51-42-563 52-43-563 53-40-563	03/18/25	72909	ST TRAINING WR TRAINING SR TRAINING EL TRAINING	1675.00	418.75 418.75 418.75 418.75
MAY, BILL MEDICAL 3/19/25	25-30-501	03/18/25	72910	INS DEDUCTIBLE	45.00	45.00
MOTOROLA SOLUTIONS, INC. 1411166246	01-21-841.1	03/18/25	72911	PD VEHICLES IN CAR CAMERAS	695.00	695.00
RUHMANN, STANLEY MEDICAL 3/19/25	25-30-501	03/18/25	72912	INS DEDUCTIBLE	282.80	282.80
SALTUS TECHNOLOGIES 2503-69	01-21-539	03/18/25	72913	PD OTHER PROF SERVICES	2550.00	2550.00
SCHUTZENHOFER, MICHAEL MEDICAL 3/19/25	25-30-501	03/18/25	72914	INS DEDUCTIBLE	275.04	275.04
TOLAN, JOHN		03/18/25	72915		92.51	

SYS DATE: 03/18/25  
FROM: 02/18/25

Village of Freeburg  
A / P B O A R D L I S T  
REGISTER # 36  
Tuesday March 18, 2025

SYS TIME: 10:53  
[NB]

TO: 04/18/25

PAGE 2

PAYABLE TO INV NO	GL NO	CHECK DATE DESCRIPTION	CHECK NO	AMOUNT	DISTR
MEDICAL	25-30-501	3/19/25			92.51
UTILITRA 14253	01-21-890.9	03/18/25 PD OTHER/CO COMP DONATION	72916	25752.48	25752.48
VIPOWER SERVICES 2018	53-40-515	03/18/25 EL SERV, INFRASTRUCTURE	72917	897.10	897.10
** TOTAL CHECKS ISSUED				78137.95	
TOTAL FOR REGULAR CHECKS:				78,137.95	

SYS DATE: 03/21/25  
 FROM: 02/21/25

Village of Freeburg  
 A / P B O A R D L I S T  
 REGISTER # 37  
 Friday March 21, 2025

SYS TIME: 10:14  
 [NB]

TO: 04/21/25

PAGE 1

PAYABLE TO INV NO	GL NO	CHECK DATE	CHECK NO	DESCRIPTION	AMOUNT	DISTR
ADP - CHARGES 685746484		03/21/25	80001391		195.73	
	01-11-539			AD OTHER PROF SERVICES		48.93
	51-42-539			WR OTHER PROF SERVICES		48.93
	52-43-539			SR OTHER PROF SERVICES		48.93
	53-40-539			EL OTHER PROF SERVICES		48.94
CASEY'S BUSINESS MASTERCARD FEB-MAR 25		03/21/25	80001392		1294.68	
	01-41-655			ST AUTO FUEL/OIL		911.86
	51-42-655			WR AUTO FUEL/OIL		159.44
	52-43-655			SR AUTO FUEL/OIL		159.44
	53-40-655			EL AUTO FUEL/OIL		63.94
CHARTER COMMUNICATIONS 173465601030125		03/21/25	80001393		1006.89	
	01-11-539			AD OTHER PROF SERVICES		12.47
	51-42-539			WR OTHER PROF SERVICES		12.48
	52-43-539			SR OTHER PROF SERVICES		12.48
	53-40-539			EL OTHER PROF SERVICES		12.48
173465701030125	01-11-539			AD OTHER PROF SERVICES		12.50
	51-42-539			WR OTHER PROF SERVICES		12.50
	52-43-539			SR OTHER PROF SERVICES		12.50
	53-40-539			EL OTHER PROF SERVICES		12.50
173465801030125	01-21-539			PD OTHER PROF SERVICES		72.17
173465901030125	01-11-539			AD OTHER PROF SERVICES		38.70
	51-42-539			WR OTHER PROF SERVICES		38.70
	52-43-539			SR OTHER PROF SERVICES		38.71
	53-40-539			EL OTHER PROF SERVICES		38.70
173466001030125	01-11-539			AD OTHER PROF SERVICES		120.00
	01-21-539			PD OTHER PROF SERVICES		120.00
	51-42-539			WR OTHER PROF SERVICES		120.00
	52-43-539			SR OTHER PROF SERVICES		120.00
	53-40-539			EL OTHER PROF SERVICES		120.00
173466201030125	01-41-539			ST OTHER PROF SERVICES		20.00
	51-42-539			WR OTHER PROF SERVICES		20.00
	52-43-539			SR OTHER PROF SERVICES		20.00
	53-40-539			EL OTHER PROF SERVICES		20.00
IEPA #23-L17-3647		03/21/25	80001394		18648.07	
	52-43-712			SR IEPA LOAN/PRIN L173647		15360.18
	52-43-722			SR IEPA LOAN INT L17-3647		3287.89
ILLINOIS ENVIRONMENTAL PROTEC #2-L17-5360		03/21/25	80001395		216223.83	
	52-43-715			SR IEPA LOAN/PRIN NEW SEWER PLAN		160631.66
	52-43-725			SR IEPA LOAN/INT NEW SEWER PLANT		55592.17
O'REILLY AUTOMOTIVE, INC FEB 25		03/21/25	80001396		195.30	
	01-21-613			PD SUPPLIES, VEHICLE		59.88

SYS DATE: 03/21/25  
FROM: 02/21/25

Village of Freeburg  
A / P B O A R D L I S T  
REGISTER # 37  
Friday March 21, 2025

SYS TIME: 10:14  
[NB]

TO: 04/21/25

PAGE 2

PAYABLE TO INV NO	GL NO	CHECK DATE DESCRIPTION	CHECK NO	AMOUNT	DISTR
	01-41-612	ST SUPPLIES, EQUIPMT		16.04	
	01-41-613	ST SUPPLIES, VEHICLES		91.42	
	01-41-659	ST OTHER GEN SUPPLIES		27.96	
UHS PREMIUM BILLING 817227745122		03/21/25	80001397	53902.93	
	01-00-151	DUE FROM EMPLOYEE INSURANCE			3360.98
	01-21-451	PD HEALTH INSURANCE			666.85
	25-30-500	INS PREMUIIM			49875.10
WASTE MANAGEMENT OF ST LOUIS 9285879-2052-3		03/21/25	80001398	23618.38	
	13-44-573	GA GARBAGE DISPOSAL			23618.38
** TOTAL CHECKS ISSUED				315085.81	
TOTAL FOR REGULAR CHECKS:				0.00	
TOTAL FOR DIRECT PAY VENDORS:				315,085.81	

**VILLAGE OF FREEBURG  
MONTHLY TREASURER'S REPORT**

**SUMMARY OF RECEIPTS  
08/31/24**

Taxes & Miscellaneous Receipts

Sales Tax - May '24	\$61,025.71	
Income Tax	51,083.18	
Local Use Tax	13,325.36	
Replacement Tax	368.53	
Telecommunications Tax	3,204.42	
IMRF	48,931.61	
Audit Tax	2,786.04	
ESDA Tax	4,002.85	
Motor Fuel Tax	17,389.53	
IDNR	5.75	
Licenses & Fees	7,915.49	
Garbage Fund & Penalties	27,846.50	
Water Sales & Penalties	115,816.65	
Sewer Charges & Penalties	118,003.16	
Electric Sales & Penalties	616,844.95	
Tap-on Fees, Connection Charges & Supplies	9,557.39	
Electric Franchise Fees	30,690.76	
Video Gaming Tax	13,345.20	
Road & Bridge Tax	32,855.60	
Insurance Revenues	57,033.62	
Police Protection Tax	22,544.42	
Side by Side Income	525.00	
St. Clair County Property Tax	65,231.56	
St. Clair County Traffic Fines	235.71	
Swimming Pool Income	9,671.70	
Swimming Pool Tax Levy	13,898.10	
Total		\$1,344,138.79
Citizens - Cash Management Account	11,542.14	
Interest Earned on Water, Sewer, Electric & Garbage Funds	10,201.03	
Interest Income	30.99	
MFT Interest Income	3,143.09	
Total		<u>24,917.25</u>
TOTAL RECEIPTS		<u>\$1,369,056.04</u>

Bryan A. Vogel

*Bryan A. Vogel*

Village Treasurer

**VILLAGE OF FREEBURG**  
**2024-2025 FISCAL YEAR RECEIPTS**  
08/31/24

<u>Month</u>	<u>Income Tax</u>	<u>Telecom. Tax</u>	<u>Interest</u>	<u>Sales Tax for Month of</u>
April	\$70,959.78	\$3,326.85	\$24,790.67	\$56,806.70 January
May	122,619.35	3,137.45	18,905.17	58,749.91 February
June	52,552.75	3,232.29	28,941.03	62,140.58 March
July	76,453.74	3,087.20	16,748.26	65,131.77 April
August	51,083.18	3,204.42	24,917.25	61,025.71 May
September				June
October				July
November				August
December				September
January				October
February				November
March				December
<b>TOTALS</b>	<b><u>\$373,668.80</u></b>	<b><u>\$15,988.21</u></b>	<b><u>\$114,302.38</u></b>	<b><u>\$303,854.67</u></b>

<u>Month</u>	<u>MFT</u>	<u>Property Tax</u>	<u>Repl. PP Tax</u>	<u>Franchises</u>
April	\$14,973.89	\$0.00	\$913.37	\$18,532.76
May	16,479.45	0.00	2,208.17	16,645.14
June	16,013.02	10,030.00	0.00	19,287.01
July	17,585.28	53,083.99	1,975.78	27,150.86
August	17,389.53	65,231.56	368.53	30,690.76
September				
October				
November				
December				
January				
February				
March				
<b>TOTALS</b>	<b><u>\$82,441.17</u></b>	<b><u>\$128,345.55</u></b>	<b><u>\$5,465.85</u></b>	<b><u>\$112,306.53</u></b>

<u>Month</u>	<u>Utilities</u>	<u>Use Tax</u>	<u>Fines</u>	<u>Other</u>
April	\$606,113.07	\$11,369.78	\$100.00	\$132,560.40
May	553,519.49	12,782.58	176.00	188,322.38
June	613,657.84	15,528.37	363.49	1,048,743.28
July	803,507.45	13,808.40	1,382.23	229,298.82
August	878,511.26	13,325.36	235.71	223,072.77
September				
October				
November				
December				
January				
February				
March				
<b>TOTALS</b>	<b><u>\$3,455,309.11</u></b>	<b><u>\$66,814.49</u></b>	<b><u>\$2,257.43</u></b>	<b><u>\$1,821,997.65</u></b>

**VILLAGE OF FREEBURG  
CASH-IN-BANKS, CHECKING  
08/31/24**

	<u>Citizens</u>	<u>CSB</u>	<u>Citizens</u>	<u>IPTIP</u>	<u>Total</u>
General/Salary	\$0.00		\$811,560.34	\$1,993,537.45	\$2,805,097.79
Audit	0.00		3,127.09		3,127.09
ESDA	0.00		19,077.14		19,077.14
Garbage Disposal Fund	0.00	0.00	87,196.64		87,196.64
Motor Fuel Tax	0.00		43,433.20	638,929.16	682,362.36
Water Operations	0.00	0.00	(939,187.50)		(939,187.50)
Water Meter Deposits	0.00				0.00
Water Bond Issues			\$0.00		0.00
Sewer Operations	0.00	0.00	1,033,223.14		1,033,223.14
Sewer Meter Deposits	0.00				0.00
Sewer Capital Improveme	0.00		0.00		0.00
Sewer IEPA Loan	0.00				0.00
Sewer Bond Issues			0.00		0.00
Electric Operations	0.00	0.00	78,357.64		78,357.64
Electric Meter Deposits	0.00				0.00
Swimming Pool	0.00		27,344.05		27,344.05
<b>Totals</b>	<u>\$0.00</u>	<u>\$0.00</u>	<u>\$1,164,131.74</u>	<u>\$2,632,466.61</u>	<u>\$3,796,598.35</u>

**VILLAGE OF FREEBURG  
 CERTIFICATES OF DEPOSIT & MONEY MARKET ACCOUNTS  
 08/31/24**

	<u>Citizens-Impact</u>	<u>Citizens</u>	<u>Total</u>
General	\$22,947.80	\$863,348.08	\$886,295.88
Garbage Fund	\$0.00	\$740.53	\$740.53
Motor Fuel Tax	\$0.00	\$0.00	\$0.00
Water Operations	\$0.00	\$953,759.10	\$993,759.10
Sewer Operations	\$0.00	\$0.00	\$0.00
Sewer Meter Deposits	\$0.00	\$0.00	\$0.00
Sewer Capital Improvements	\$0.00	\$743,711.02	\$743,711.02
Sewer IEPA Loan	\$0.00	\$0.00	\$0.00
Electric Operations	\$0.00	\$1,537,785.19	\$1,537,785.19
Electric Bond Fund	\$0.00	\$14,694.55	\$14,694.55
Swimming Pool	<u>\$0.00</u>	<u>\$0.00</u>	<u>\$0.00</u>
<b>TOTALS</b>	<u>\$22,947.80</u>	<u>\$4,114,038.47</u>	<u>\$4,136,986.27</u>

**VILLAGE OF FREEBURG**  
**CASH IN BANK & INVESTMENTS**  
8/31/24

<u>FUND</u>	<u>CITIZENS CHECKING</u>	<u>CSB CHECKING</u>	<u>CITIZENS CHECKING</u>	<u>MONEY MARKET &amp; CD'S</u>	<u>IPTIP</u>	<u>PETTY CASH</u>	<u>INVEST. &amp; CASH TOTALS</u>
General	\$0.00		\$811,560.34	\$886,295.88	\$1,993,537.45	\$400.00	\$3,691,793.67
Audit	0.00		3,127.09				3,127.09
ESDA	0.00		19,077.14				19,077.14
Garbage Disposal Fund	0.00	0.00	87,196.64	740.53			87,937.17
Motor Fuel Tax	0.00		43,433.20	0.00	638,929.16		682,362.36
<u>Water</u>							
Operations	0.00	0.00	(939,187.50)	299,470.26		0.00	(639,717.24)
Depr/Cash Reserve	0.00	0.00	0.00	654,288.84			654,288.84
Bank Transfer Exchange							0.00
Meter Deposits	0.00			0.00			0.00
Total Water	0.00	0.00	(939,187.50)	953,759.10	0.00	0.00	14,571.60
<u>Sewer</u>							
Operations	0.00	0.00	1,033,223.14	701,607.97		0.00	1,734,831.11
IEPA Loan	0.00			42,103.05			42,103.05
Capital Improvements	0.00		0.00				0.00
Meter Deposits	0.00			0.00			0.00
Bank Transfer Exchange							0.00
B&I Reserve 67 Series			0.00				0.00
Total Sewer	0.00	0.00	1,033,223.14	743,711.02	0.00	0.00	1,776,934.16
<u>Electric</u>							
Operations	0.00	0.00	78,357.64	1,537,785.19		0.00	1,616,142.83
Electric Bond Fund				14,694.55			14,694.55
Bank Transfer Exchange							0.00
Meter Deposits	0.00			0.00			0.00
Total Electric	0.00	0.00	78,357.64	1,552,479.74	0.00	0.00	1,630,837.38
Swimming Pool	0.00		27,344.05	0.00		215.00	27,559.05
<b>TOTAL FUNDS</b>	<b>\$0.00</b>	<b>\$0.00</b>	<b>\$1,164,131.74</b>	<b>\$4,136,986.27</b>	<b>\$2,632,466.61</b>	<b>\$615.00</b>	<b>\$7,934,199.62</b>

**VILLAGE OF FREEBURG**  
**FUND ASSET TOTALS**  
8/31/24

<u>FUND</u>	<u>ACCOUNTS RECEIVABLES</u>	<u>DUE TO/ FROM</u>	<u>PREPAID ACCOUNTS</u>	<u>FIXED ASSET NET</u>	<u>FUND ASSET TOTALS</u>
General Audit		(\$5,970.90)			\$3,685,822.77 \$3,127.09
ESDA					\$19,077.14
Garbage Disposal Fund	0.00	0.00		0.00	\$87,937.17
Motor Fuel Tax		0.00			\$682,362.36
<u>Water</u>					
Operations	\$1,169.93	0.00	\$0.00	\$691,368.46	\$52,821.15 \$654,288.84 (\$780.50) \$0.00
Bank Transfer Exchange Meter Deposits		(780.50)			
Total Water	1,169.93	(780.50)	0.00	691,368.46	\$706,329.49
<u>Sewer</u>					
Operations	15.00	0.00	0.00	14,257,711.03	\$15,992,557.14 \$42,103.05 \$0.00 \$0.00 \$91.75 \$0.00
IEPA Loan					
Capital Improvements					
Meter Deposits					
Bank Transfer Exchange		91.75			
B&J Reserve 67 Series					
Total Sewer	15.00	91.75	0.00	14,257,711.03	\$16,034,751.94
<u>Electric</u>					
Operations	(30.00)	0.00	0.00	2,880,740.58	\$4,496,853.41 \$14,694.55 \$306.78 \$0.00
Electric Bond Fund					
Bank Transfer Exchange		306.78			
Meter Deposits		0.00			
Total Electric	(30.00)	306.78	0.00	2,880,740.58	\$4,511,854.74
Swimming Pool	0.00	(1,349.61)	0.00	541,024.22	\$567,233.66
<b>TOTAL FUNDS</b>	<b>\$1,154.93</b>	<b>(\$7,702.48)</b>	<b>\$0.00</b>	<b>\$18,370,844.29</b>	<b>\$26,298,496.36</b>

**VILLAGE OF FREEBURG  
FUND ASSET BALANCES  
08/31/24**

	<u>Operational</u>	<u>Restricted</u>	<u>Total</u>
General	\$3,685,822.77		\$3,685,822.77
Audit	3,127.09		3,127.09
ESDA	19,077.14		19,077.14
Garbage Disposal Fund	87,937.17		87,937.17
Motor Fuel Tax	682,362.36		682,362.36
<u>Water Funds</u>			
Operational	52,821.15		52,821.15
Depr/Cash Reserve	654,288.84		654,288.84
Bank Transfer Exchange	(780.50)		(780.50)
Meter Deposits	<u>0.00</u>	<u>0.00</u>	<u>0.00</u>
Total Water Funds	<u>706,329.49</u>	<u>0.00</u>	<u>706,329.49</u>
<u>Sewer Funds</u>			
Operational	15,992,557.14		15,992,557.14
Capital Improvements		42,103.05	42,103.05
Bank Transfer Exchange	91.75	0.00	91.75
Meter Deposits	<u>0.00</u>	<u>0.00</u>	<u>0.00</u>
Total Sewer Funds	<u>15,992,648.89</u>	<u>42,103.05</u>	<u>16,034,751.94</u>
<u>Electric Funds</u>			
Operational	4,496,853.41		4,496,853.41
Electric Bond Fund	14,694.55		14,694.55
Bank Transfer Exchange	306.78		306.78
Meter Deposits		<u>0.00</u>	<u>0.00</u>
Total Electric Funds	<u>4,511,854.74</u>	<u>0.00</u>	<u>4,511,854.74</u>
Swimming Pool	<u>567,233.66</u>	<u>0.00</u>	<u>567,233.66</u>
Total of All Accounts	<u>\$26,256,393.31</u>	<u>\$42,103.05</u>	26,298,496.36
		Total Prior Month	<u>27,821,056.99</u>
		Increase/(Decrease)	<u>(\$1,522,560.63)</u>
	<u>ELECTRIC</u>	<u>WATER</u>	<u>SEWER</u>
Current Month	\$4,511,854.74	\$706,329.49	\$16,034,751.94
Prior Month	5,497,372.07	986,724.03	16,328,399.49
Balance 4/01/2024	5,384,555.04	944,103.63	16,168,839.00
Monthly Change	(985,517.33)	(280,394.54)	(293,647.55)
Year to Date Change	(872,700.30)	(237,774.14)	(134,087.06)
	<u>GENERAL</u>	<u>SWIMMING POOL</u>	<u>MOTOR FUEL TAX</u>
Current Month	3,685,822.77	567,233.66	682,362.36
Prior Month	3,581,874.78	619,643.19	708,103.27
Balance 4/01/2024	3,295,100.87	585,015.66	642,991.51
Monthly Change	103,947.99	(52,409.53)	(25,740.91)
Year to Date Change	390,721.90	(17,782.00)	39,370.85
	<u>AUDIT &amp; ESDA</u>	<u>GARBAGE DISP.</u>	<u>TOTAL</u>
Current Month	22,204.23	87,937.17	26,298,496.36
Prior Month	15,733.64	83,206.52	27,821,056.99
Balance 4/01/2024	11,486.83	73,265.55	27,105,358.09
Monthly Change	6,470.59	4,730.65	(1,522,560.63)
Year to Date Change	\$10,717.40	\$14,671.62	(\$806,861.73)

**VILLAGE OF FREEBURG  
MONTHLY TREASURER'S REPORT**

**SUMMARY OF RECEIPTS  
09/30/24**

Taxes & Miscellaneous Receipts

Sales Tax - Jun. '24	\$59,377.36	
Income Tax	40,102.80	
Local Use Tax	12,856.09	
Telecommunications Tax	3,328.73	
IMRF	49,691.11	
Audit Tax	2,829.29	
ESDA Tax	4,064.99	
Motor Fuel Tax	18,498.07	
IDNR	36.50	
Licenses & Fees	1,287.58	
Garbage Fund & Penalties	27,296.03	
Water Sales & Penalties	104,887.07	
Sewer Charges & Penalties	107,496.37	
Sewer Other Revenue	588,794.17	
Electric Sales & Penalties	582,479.16	
Electric Grant (IMEA)	4,673.50	
Tap-on Fees, Connection Charges & Supplies	4,644.92	
Electric Franchise Fees	28,964.68	
Video Gaming Tax	13,274.06	
Road & Bridge Tax	32,629.57	
Insurance Revenues	54,388.76	
Police Protection Tax	22,894.33	
Police Donations	300.00	
Police Salary Reimbursements	11,811.27	
Side by Side Income	250.00	
St. Clair County Property Tax	66,244.03	
St. Clair County Traffic Fines	769.71	
Swimming Pool Income	63.70	
Swimming Pool Tax Levy	14,113.82	
Scrapped Items Revenue	979.00	
Total		\$1,859,026.67
Citizens - Cash Management Account	15,621.43	
Interest Earned on Water, Sewer, Electric & Garbage Funds	12,822.45	
Interest Income	26.33	
MFT Interest Income	2,520.19	
Total		<u>30,990.40</u>
TOTAL RECEIPTS		<u>\$1,890,017.07</u>

Bryan A. Vogel

*Bryan A. Vogel*  
Village Treasurer

**VILLAGE OF FREEBURG**  
**2024-2025 FISCAL YEAR RECEIPTS**  
09/30/24

<u>Month</u>	<u>Income Tax</u>	<u>Telecom. Tax</u>	<u>Interest</u>	<u>Sales Tax for Month of</u>
April	\$70,959.78	\$3,326.85	\$24,790.67	\$56,806.70 January
May	122,619.35	3,137.45	18,905.17	58,749.91 February
June	52,552.75	3,232.29	28,941.03	62,140.58 March
July	76,453.74	3,087.20	16,748.26	65,131.77 April
August	51,083.18	3,204.42	24,917.25	61,025.71 May
September	40,102.80	3,328.73	30,990.40	59,377.36 June
October				July
November				August
December				September
January				October
February				November
March				December
<b>TOTALS</b>	<b><u>\$413,771.60</u></b>	<b><u>\$19,316.94</u></b>	<b><u>\$145,292.78</u></b>	<b><u>\$363,232.03</u></b>

<u>Month</u>	<u>MFT</u>	<u>Property Tax</u>	<u>Repl. PP Tax</u>	<u>Franchises</u>
April	\$14,973.89	\$0.00	\$913.37	\$18,532.76
May	16,479.45	0.00	2,208.17	16,645.14
June	16,013.02	10,030.00	0.00	19,287.01
July	17,585.28	53,083.99	1,975.78	27,150.86
August	17,389.53	65,231.56	368.53	30,690.76
September	18,498.07	66,244.03	0.00	28,964.68
October				
November				
December				
January				
February				
March				
<b>TOTALS</b>	<b><u>\$100,939.24</u></b>	<b><u>\$194,589.58</u></b>	<b><u>\$5,465.85</u></b>	<b><u>\$141,271.21</u></b>

<u>Month</u>	<u>Utilities</u>	<u>Use Tax</u>	<u>Fines</u>	<u>Other</u>
April	\$606,113.07	\$11,369.78	\$100.00	\$132,560.40
May	553,519.49	12,782.58	176.00	188,322.38
June	613,657.84	15,528.37	363.49	1,048,743.28
July	803,507.45	13,808.40	1,382.23	229,298.82
August	878,511.26	13,325.36	235.71	223,072.77
September	1,415,626.30	12,856.09	769.71	213,258.90
October				
November				
December				
January				
February				
March				
<b>TOTALS</b>	<b><u>\$4,870,935.41</u></b>	<b><u>\$79,670.58</u></b>	<b><u>\$3,027.14</u></b>	<b><u>\$2,035,256.55</u></b>

**VILLAGE OF FREEBURG  
CASH-IN-BANKS, CHECKING  
09/30/24**

	<u>Citizens</u>	<u>CSB</u>	<u>Citizens</u>	<u>IPTIP</u>	<u>Total</u>
General/Salary	\$0.00		\$801,399.44	\$2,118,679.63	\$2,920,079.07
Audit	0.00		5,956.38		5,956.38
ESDA	0.00		22,929.93		22,929.93
Garbage Disposal Fund	0.00	0.00	91,624.80		91,624.80
Motor Fuel Tax	0.00		37,583.83	584,945.14	622,528.97
Water Operations	0.00	0.00	(915,731.97)		(915,731.97)
Water Meter Deposits	0.00				0.00
Water Bond Issues			\$0.00		0.00
Sewer Operations	0.00	0.00	851,869.06		851,869.06
Sewer Meter Deposits	0.00				0.00
Sewer Capital Improvement	0.00		0.00		0.00
Sewer IEPA Loan	0.00				0.00
Sewer Bond Issues			0.00		0.00
Electric Operations	0.00	0.00	166,040.91		166,040.91
Electric Meter Deposits	(20.00)				(20.00)
Swimming Pool	0.00		41,045.63		41,045.63
<b>Totals</b>	<u>(\$20.00)</u>	<u>\$0.00</u>	<u>\$1,102,718.01</u>	<u>\$2,703,624.77</u>	<u>\$3,806,322.78</u>

**VILLAGE OF FREEBURG**  
**CERTIFICATES OF DEPOSIT & MONEY MARKET ACCOUNTS**  
**09/30/24**

	<u>Citizens-Impact</u>	<u>Citizens</u>	<u>Total</u>
General	\$22,974.13	\$870,011.06	\$892,985.19
Garbage Fund	\$0.00	\$0.00	\$0.00
Motor Fuel Tax	\$0.00	\$0.00	\$0.00
Water Operations	\$0.00	\$954,651.12	\$994,651.12
Sewer Operations	\$0.00	\$0.00	\$0.00
Sewer Meter Deposits	\$0.00	\$0.00	\$0.00
Sewer Capital Improvements	\$0.00	\$745,069.81	\$745,069.81
Sewer IEPA Loan	\$0.00	\$0.00	\$0.00
Electric Operations	\$0.00	\$1,548,333.03	\$1,548,333.03
Electric Bond Fund	\$0.00	\$14,694.55	\$14,694.55
Swimming Pool	<u>\$0.00</u>	<u>\$0.00</u>	<u>\$0.00</u>
TOTALS	<u>\$22,974.13</u>	<u>\$4,132,759.57</u>	<u>\$4,155,733.70</u>

**VILLAGE OF FREEBURG**  
**CASH IN BANK & INVESTMENTS**  
 9/30/24

<u>FUND</u>	<u>CITIZENS CHECKING</u>	<u>CSB CHECKING</u>	<u>CITIZENS CHECKING</u>	<u>MONEY MARKET &amp; CD'S</u>	<u>IPTIP</u>	<u>PETTY CASH</u>	<u>INVEST. &amp; CASH TOTALS</u>
General	\$0.00		\$801,399.44	\$892,985.19	\$2,118,679.63	\$400.00	\$3,813,464.26
Audit	0.00		5,956.38				5,956.38
ESDA	0.00		22,929.93				22,929.93
Garbage Disposal Fund	0.00	0.00	91,624.80	0.00			91,624.80
Motor Fuel Tax	0.00		37,583.83	0.00	584,945.14		622,528.97
<u>Water</u>							
Operations	0.00	0.00	(915,731.97)	299,611.46		0.00	(616,120.51)
Depr/Cash Reserve	0.00	0.00	0.00	655,039.66			655,039.66
Bank Transfer Exchange							0.00
Meter Deposits	0.00		0.00	0.00			0.00
Total Water	0.00	0.00	(915,731.97)	954,651.12	0.00	0.00	38,919.15
<u>Sewer</u>							
Operations	0.00	0.00	851,869.06	702,918.44		0.00	1,554,787.50
IEPA Loan	0.00			42,151.37			42,151.37
Capital Improvements	0.00		0.00				0.00
Meter Deposits	0.00			0.00			0.00
Bank Transfer Exchange							0.00
B&I Reserve 67 Series			0.00				0.00
Total Sewer	0.00	0.00	851,869.06	745,069.81	0.00	0.00	1,596,938.87
<u>Electric</u>							
Operations	0.00	0.00	166,040.91	1,548,333.03		0.00	1,714,373.94
Electric Bond Fund				14,694.55			14,694.55
Bank Transfer Exchange							
Meter Deposits	(20.00)			0.00			(20.00)
Total Electric	(20.00)	0.00	166,040.91	1,563,027.58	0.00	0.00	1,729,048.49
Swimming Pool	0.00		41,045.63	0.00		215.00	41,260.63
<b>TOTAL FUNDS</b>	<b>(\$20.00)</b>	<b>\$0.00</b>	<b>\$1,102,718.01</b>	<b>\$4,155,733.70</b>	<b>\$2,703,624.77</b>	<b>\$615.00</b>	<b>\$7,962,671.48</b>

**VILLAGE OF FREEBURG**  
**FUND ASSET TOTALS**  
 9/30/24

<u>FUND</u>	<u>ACCOUNTS RECEIVABLES</u>	<u>DUE TO/ FROM</u>	<u>PREPAID ACCOUNTS</u>	<u>FIXED ASSET NET</u>	<u>FUND ASSET TOTALS</u>
General Audit		(\$13,923.26)			\$3,799,541.00 \$5,956.38
ESDA					\$22,929.93
Garbage Disposal Fund	0.00	0.00		0.00	\$91,624.80
Motor Fuel Tax		0.00			\$622,528.97
<u>Water</u>					
Operations	\$391.63	0.00	\$0.00	\$691,368.46	\$75,639.58
Bank Transfer Exchange Meter Deposits		(780.50)			\$655,039.66 (\$780.50)
Total Water Sewer	391.63	(780.50)	0.00	691,368.46	\$729,898.74
<u>Operations</u>					
IEPA Loan	15.00	0.00	0.00	14,257,711.03	\$15,812,513.53
Capital Improvements					\$42,151.37
Meter Deposits					\$0.00
Bank Transfer Exchange		91.75			\$0.00
B&I Reserve 67 Series					\$91.75
Total Sewer Electric	15.00	91.75	0.00	14,257,711.03	\$15,854,756.65
<u>Operations</u>					
Electric Bond Fund	(36.92)	0.00	0.00	2,880,740.58	\$4,595,077.60
Bank Transfer Exchange		306.78			\$14,694.55
Meter Deposits		0.00			\$306.78 (\$20.00)
Total Electric	(36.92)	306.78	0.00	2,880,740.58	\$4,610,058.93
Swimming Pool	0.00	(1,349.61)	0.00	541,024.22	\$580,935.24
<b>TOTAL FUNDS</b>	<u>\$369.71</u>	<u>(\$15,654.84)</u>	<u>\$0.00</u>	<u>\$18,370,844.29</u>	<u>\$26,318,230.64</u>

**VILLAGE OF FREEBURG  
FUND ASSET BALANCES  
09/30/24**

	<u>Operational</u>	<u>Restricted</u>	<u>Total</u>
General	\$3,799,541.00		\$3,799,541.00
Audit	5,956.38		5,956.38
ESDA	22,929.93		22,929.93
Garbage Disposal Fund	91,624.80		91,624.80
Motor Fuel Tax	622,528.97		622,528.97
<u>Water Funds</u>			
Operational	75,639.58		75,639.58
Depr/Cash Reserve	655,039.66		655,039.66
Bank Transfer Exchange	(780.50)		(780.50)
Meter Deposits	<u>0.00</u>	<u>0.00</u>	<u>0.00</u>
Total Water Funds	<u>729,898.74</u>	<u>0.00</u>	<u>729,898.74</u>
<u>Sewer Funds</u>			
Operational	15,812,513.53		15,812,513.53
Capital Improvements		42,151.37	42,151.37
Bank Transfer Exchange	91.75	0.00	91.75
Meter Deposits	<u>0.00</u>	<u>0.00</u>	<u>0.00</u>
Total Sewer Funds	<u>15,812,605.28</u>	<u>42,151.37</u>	<u>15,854,756.65</u>
<u>Electric Funds</u>			
Operational	4,595,077.60		4,595,077.60
Electric Bond Fund	14,694.55		14,694.55
Bank Transfer Exchange	306.78		306.78
Meter Deposits		(20.00)	(20.00)
Total Electric Funds	<u>4,610,078.93</u>	<u>(20.00)</u>	<u>4,610,058.93</u>
Swimming Pool	<u>580,935.24</u>	<u>0.00</u>	<u>580,935.24</u>
Total of All Accounts	<u>\$26,276,099.27</u>	<u>\$42,131.37</u>	26,318,230.64
		Total Prior Month	<u>26,298,496.36</u>
		Increase/(Decrease)	<u>\$19,734.28</u>
	<u>ELECTRIC</u>	<u>WATER</u>	<u>SEWER</u>
Current Month	\$4,610,058.93	\$729,898.74	\$15,854,756.65
Prior Month	4,511,854.74	706,329.49	16,034,751.94
Balance 4/01/2024	5,384,555.04	944,103.63	16,168,839.00
Monthly Change	98,204.19	23,569.25	(179,995.29)
Year to Date Change	<u>(774,496.11)</u>	<u>(214,204.89)</u>	<u>(314,082.35)</u>
	<u>GENERAL</u>	<u>SWIMMING POOL</u>	<u>MOTOR FUEL TAX</u>
Current Month	3,799,541.00	580,935.24	622,528.97
Prior Month	3,685,822.77	567,233.66	682,362.36
Balance 4/01/2024	3,295,100.87	585,015.66	642,991.51
Monthly Change	113,718.23	13,701.58	(59,833.39)
Year to Date Change	<u>504,440.13</u>	<u>(4,080.42)</u>	<u>(20,462.54)</u>
	<u>AUDIT &amp; ESDA</u>	<u>GARBAGE DISP.</u>	<u>TOTAL</u>
Current Month	28,886.31	91,624.80	26,318,230.64
Prior Month	22,204.23	87,937.17	26,298,496.36
Balance 4/01/2024	11,486.83	73,265.55	27,105,358.09
Monthly Change	6,682.08	3,687.63	19,734.28
Year to Date Change	<u>\$17,399.48</u>	<u>\$18,359.25</u>	<u>(\$787,127.45)</u>

VILLAGE OF FREEBURG  
MONTHLY TREASURER'S REPORT

SUMMARY OF RECEIPTS

10/31/24

Taxes & Miscellaneous Receipts

Sales Tax - Jul. '24	\$66,296.60
Income Tax	85,634.33
Local Use Tax	13,210.92
Replacement Tax	1,506.75
Telecommunications Tax	3,188.04
IMRF	16,690.71
Audit Tax	950.33
ESDA Tax	1,365.39
Motor Fuel Tax	17,859.32
IDNR	132.75
Licenses & Fees	5,577.34
Garbage Fund & Penalties	28,155.47
Water Sales & Penalties	114,372.62
Sewer Charges & Penalties	90,761.89
Electric Sales & Penalties	502,666.82
Tap-on Fees, Connection Charges & Supplies	11,416.04
Electric Franchise Fees	24,994.35
Video Gaming Tax	13,924.53
Road & Bridge Tax	11,050.97
Insurance Revenues	54,403.80
Police Protection Tax	7,689.96
Police Salary Reimbursements	8,708.40
Side by Side Income	75.00
St. Clair County Property Tax	22,250.67
St. Clair County Traffic Fines	77.00
Swimming Pool Tax Levy	4,740.68
Total	\$1,107,700.68
Citizens - Cash Management Account	9,504.81
Interest Earned on Water, Sewer, Electric & Garbage Funds	4,683.48
Interest Income	29.19
MFT Interest Income	2,521.19
Total	<u>16,738.67</u>
TOTAL RECEIPTS	<u>\$1,124,439.35</u>

Bryan A. Vogel



Village Treasurer

**VILLAGE OF FREEBURG**  
**2024-2025 FISCAL YEAR RECEIPTS**  
10/31/24

<u>Month</u>	<u>Income Tax</u>	<u>Telecom. Tax</u>	<u>Interest</u>	<u>Sales Tax for Month of</u>
April	\$70,959.78	\$3,326.85	\$24,790.67	\$56,806.70 January
May	122,619.35	3,137.45	18,905.17	58,749.91 February
June	52,552.75	3,232.29	28,941.03	62,140.58 March
July	76,453.74	3,087.20	16,748.26	65,131.77 April
August	51,083.18	3,204.42	24,917.25	61,025.71 May
September	40,102.80	3,328.73	30,990.40	59,377.36 June
October	85,634.33	3,188.04	16,738.67	66,296.60 July
November				August
December				September
January				October
February				November
March				December
<b>TOTALS</b>	<b><u>\$499,405.93</u></b>	<b><u>\$22,504.98</u></b>	<b><u>\$162,031.45</u></b>	<b><u>\$429,528.63</u></b>

<u>Month</u>	<u>MFT</u>	<u>Property Tax</u>	<u>Repl. PP Tax</u>	<u>Franchises</u>
April	\$14,973.89	\$0.00	\$913.37	\$18,532.76
May	16,479.45	0.00	2,208.17	16,645.14
June	16,013.02	10,030.00	0.00	19,287.01
July	17,585.28	53,083.99	1,975.78	27,150.86
August	17,389.53	65,231.56	368.53	30,690.76
September	18,498.07	66,244.03	0.00	28,964.68
October	17,859.32	22,250.67	1,506.75	24,994.35
November				
December				
January				
February				
March				
<b>TOTALS</b>	<b><u>\$118,798.56</u></b>	<b><u>\$216,840.25</u></b>	<b><u>\$6,972.60</u></b>	<b><u>\$166,265.56</u></b>

<u>Month</u>	<u>Utilities</u>	<u>Use Tax</u>	<u>Fines</u>	<u>Other</u>
April	\$606,113.07	\$11,369.78	\$100.00	\$132,560.40
May	553,519.49	12,782.58	176.00	188,322.38
June	613,657.84	15,528.37	363.49	1,048,743.28
July	803,507.45	13,808.40	1,382.23	229,298.82
August	878,511.26	13,325.36	235.71	223,072.77
September	1,415,626.30	12,856.09	769.71	213,258.90
October	735,956.80	13,210.92	77.00	136,725.90
November				
December				
January				
February				
March				
<b>TOTALS</b>	<b><u>\$5,606,892.21</u></b>	<b><u>\$92,881.50</u></b>	<b><u>\$3,104.14</u></b>	<b><u>\$2,171,982.45</u></b>

VILLAGE OF FREEBURG  
CASH-IN-BANKS, CHECKING  
10/31/24

	<u>Citizens</u>	<u>CSB</u>	<u>Citizens</u>	<u>IPTIP</u>	<u>Total</u>
General/Salary	\$0.00		\$574,701.31	\$2,298,567.71	\$2,873,269.02
Audit	0.00		(4,193.29)		(4,193.29)
ESDA	0.00		24,083.12		24,083.12
Garbage Disposal Fund	0.00	0.00	95,174.45		95,174.45
Motor Fuel Tax	0.00		32,281.36	605,324.12	637,605.48
Water Operations	0.00	0.00	(891,027.88)		(891,027.88)
Water Meter Deposits	0.00				0.00
Water Bond Issues			\$0.00		0.00
Sewer Operations	0.00	0.00	893,552.62		893,552.62
Sewer Meter Deposits	0.00				0.00
Sewer Capital Improvemen	0.00		0.00		0.00
Sewer IEPA Loan	0.00				0.00
Sewer Bond Issues			0.00		0.00
Electric Operations	0.00	0.00	256,173.96		256,173.96
Electric Meter Deposits	(20.00)				(20.00)
Swimming Pool	0.00		45,389.46		45,389.46
Totals	<u>(\$20.00)</u>	<u>\$0.00</u>	<u>\$1,026,135.11</u>	<u>\$2,903,891.83</u>	<u>\$3,930,006.94</u>

**VILLAGE OF FREEBURG**  
**CERTIFICATES OF DEPOSIT & MONEY MARKET ACCOUNTS**  
**10/31/24**

	<u>Citizens-Impact</u>	<u>Citizens</u>	<u>Total</u>
General	\$23,003.32	\$870,012.35	\$893,015.67
Garbage Fund	\$0.00	\$0.00	\$0.00
Motor Fuel Tax	\$0.00	\$0.00	\$0.00
Water Operations	\$0.00	\$956,073.77	\$996,073.77
Sewer Operations	\$0.00	\$0.00	\$0.00
Sewer Meter Deposits	\$0.00	\$0.00	\$0.00
Sewer Capital Improvements	\$0.00	\$745,516.97	\$745,516.97
Sewer IEPA Loan	\$0.00	\$0.00	\$0.00
Electric Operations	\$0.00	\$1,551,120.32	\$1,551,120.32
Electric Bond Fund	\$0.00	\$14,694.55	\$14,694.55
Swimming Pool	<u>\$0.00</u>	<u>\$0.00</u>	<u>\$0.00</u>
TOTALS	<u>\$23,003.32</u>	<u>\$4,137,417.96</u>	<u>\$4,160,421.28</u>

**VILLAGE OF FREEBURG**  
**CASH IN BANK & INVESTMENTS**  
 10/31/24

<u>FUND</u>	<u>CITIZENS CHECKING</u>	<u>CSB CHECKING</u>	<u>CITIZENS CHECKING</u>	<u>MONEY MARKET &amp; CD'S</u>	<u>IP/TP</u>	<u>PETTY CASH</u>	<u>INVEST. &amp; CASH TOTALS</u>
General	\$0.00		\$574,701.31	\$893,015.67	\$2,298,567.71	\$400.00	\$3,766,684.69
Audit	0.00		(4,193.29)				(4,193.29)
ESDA	0.00		24,083.12				24,083.12
Garbage Disposal Fund	0.00	0.00	95,174.45	0.00			95,174.45
Motor Fuel Tax	0.00		32,281.36	0.00	605,324.12		637,605.48
<u>Water</u>							
Operations	0.00	0.00	(891,027.88)	300,201.88	0.00	0.00	(590,826.00)
Depr/Cash Reserve	0.00	0.00	0.00	655,871.89			655,871.89
Bank Transfer Exchange							0.00
Meter Deposits	0.00		0.00	0.00			0.00
Total Water	0.00	0.00	(891,027.88)	956,073.77	0.00	0.00	65,045.89
<u>Sewer</u>							
Operations	0.00	0.00	893,552.62	703,312.05		0.00	1,596,864.67
IEPA Loan	0.00			42,204.92			42,204.92
Capital Improvements	0.00		0.00				0.00
Meter Deposits	0.00			0.00			0.00
Bank Transfer Exchange							0.00
B&J Reserve 67 Series			0.00				0.00
Total Sewer	0.00	0.00	893,552.62	745,516.97	0.00	0.00	1,639,069.59
<u>Electric</u>							
Operations	0.00	0.00	256,173.96	1,551,120.32		0.00	1,807,294.28
Electric Bond Fund				14,694.55			14,694.55
Bank Transfer Exchange							
Meter Deposits	(20.00)			0.00			(20.00)
Total Electric	(20.00)	0.00	256,173.96	1,565,814.87	0.00	0.00	1,821,968.83
Swimming Pool	0.00		45,389.46	0.00		215.00	45,604.46
<b>TOTAL FUNDS</b>	<b>(\$20.00)</b>	<b>\$0.00</b>	<b>\$1,026,135.11</b>	<b>\$4,160,421.28</b>	<b>\$2,903,891.83</b>	<b>\$615.00</b>	<b>\$8,091,043.22</b>

**VILLAGE OF FREEBURG**  
**FUND ASSET TOTALS**  
**10/31/24**

<u>FUND</u>	<u>ACCOUNTS RECEIVABLES</u>	<u>DUE TO/ FROM</u>	<u>PREPAID ACCOUNTS</u>	<u>FIXED ASSET NET</u>	<u>FUND ASSET TOTALS</u>
General Audit		(\$3,470.29)			\$3,763,214.40 (\$4,193.29)
ESDA					\$24,083.12
Garbage Disposal Fund	0.00	0.00		0.00	\$95,174.45
Motor Fuel Tax		0.00			\$637,605.48
<u>Water</u>					
Operations	(\$1,164.41)	0.00	\$0.00	\$691,368.46	\$99,378.05 \$655,871.89 (\$780.50)
Bank Transfer Exchange Meter Deposits		(780.50)			\$0.00
Total Water Sewer	(1,164.41)	(780.50)	0.00	691,368.46	\$754,469.44
<u>Sewer</u>					
Operations	15.00	0.00	0.00	14,257,711.03	\$15,854,590.70 \$42,204.92
IEPA Loan					\$0.00
Capital Improvements					\$0.00
Meter Deposits					\$91.75
Bank Transfer Exchange		91.75			\$0.00
B&I Reserve 67 Series					\$0.00
Total Sewer Electric	15.00	91.75	0.00	14,257,711.03	\$15,896,887.37
<u>Electric</u>					
Operations	18.00	0.00	0.00	2,880,740.58	\$4,688,052.86 \$14,694.55
Electric Bond Fund					\$306.78 (\$20.00)
Bank Transfer Exchange		306.78			\$0.00
Meter Deposits		0.00			\$0.00
Total Electric	18.00	306.78	0.00	2,880,740.58	\$4,703,034.19
Swimming Pool	0.00	(1,349.61)	0.00	541,024.22	\$585,279.07
<b>TOTAL FUNDS</b>	<u>(\$1,131.41)</u>	<u>(\$5,201.87)</u>	<u>\$0.00</u>	<u>\$18,370,844.29</u>	<u>\$26,455,554.23</u>

**VILLAGE OF FREEBURG  
FUND ASSET BALANCES  
10/31/24**


	<u>Operational</u>	<u>Restricted</u>	<u>Total</u>
General	\$3,763,214.40		\$3,763,214.40
Audit	(4,193.29)		(4,193.29)
ESDA	24,083.12		24,083.12
Garbage Disposal Fund	95,174.45		95,174.45
Motor Fuel Tax	637,605.48		637,605.48
<u>Water Funds</u>			
Operational	99,378.05		99,378.05
Depr/Cash Reserve	655,871.89		655,871.89
Bank Transfer Exchange	(780.50)		(780.50)
Meter Deposits	<u>0.00</u>	<u>0.00</u>	<u>0.00</u>
Total Water Funds	<u>754,469.44</u>	<u>0.00</u>	<u>754,469.44</u>
<u>Sewer Funds</u>			
Operational	15,854,590.70		15,854,590.70
Capital Improvements		42,204.92	42,204.92
Bank Transfer Exchange	91.75	0.00	91.75
Meter Deposits	<u>0.00</u>	<u>0.00</u>	<u>0.00</u>
Total Sewer Funds	<u>15,854,682.45</u>	<u>42,204.92</u>	<u>15,896,887.37</u>
<u>Electric Funds</u>			
Operational	4,688,052.86		4,688,052.86
Electric Bond Fund	14,694.55		14,694.55
Bank Transfer Exchange	306.78		306.78
Meter Deposits		(20.00)	(20.00)
Total Electric Funds	<u>4,703,054.19</u>	<u>(20.00)</u>	<u>4,703,034.19</u>
Swimming Pool	<u>585,279.07</u>	<u>0.00</u>	<u>585,279.07</u>
Total of All Accounts	<u>\$26,413,369.31</u>	<u>\$42,184.92</u>	26,455,554.23
		Total Prior Month	<u>26,318,230.64</u>
		Increase/(Decrease)	<u>\$137,323.59</u>
	<u>ELECTRIC</u>	<u>WATER</u>	<u>SEWER</u>
Current Month	\$4,703,034.19	\$754,469.44	\$15,896,887.37
Prior Month	4,610,058.93	729,898.74	15,854,756.65
Balance 4/01/2024	5,384,555.04	944,103.63	16,168,839.00
Monthly Change	92,975.26	24,570.70	42,130.72
Year to Date Change	<b>(681,520.85)</b>	<b>(189,634.19)</b>	<b>(271,951.63)</b>
	<u>GENERAL</u>	<u>SWIMMING POOL</u>	<u>MOTOR FUEL TAX</u>
Current Month	3,763,214.40	585,279.07	637,605.48
Prior Month	3,799,541.00	580,935.24	622,528.97
Balance 4/01/2024	3,295,100.87	585,015.66	642,991.51
Monthly Change	(36,326.60)	4,343.83	15,076.51
Year to Date Change	<b>468,113.53</b>	<b>263.41</b>	<b>(5,386.03)</b>
	<u>AUDIT &amp; ESDA</u>	<u>GARBAGE DISP.</u>	<u>TOTAL</u>
Current Month	19,889.83	95,174.45	26,455,554.23
Prior Month	28,886.31	91,624.80	26,318,230.64
Balance 4/01/2024	11,486.83	73,265.55	27,105,358.09
Monthly Change	(8,996.48)	3,549.65	137,323.59
Year to Date Change	<b>\$8,403.00</b>	<b>\$21,908.90</b>	<b>(\$649,803.86)</b>

VILLAGE OF FREEBURG  
MONTHLY TREASURER'S REPORT

SUMMARY OF RECEIPTS  
11/30/24

Taxes & Miscellaneous Receipts

Sales Tax - Aug. '24	\$62,973.65	
Income Tax	51,406.42	
Local Use Tax	12,832.41	
Telecommunications Tax	3,403.18	
Motor Fuel Tax	17,590.57	
IDNR	53.00	
Licenses & Fees	9,175.22	
Garbage Fund & Penalties	26,285.81	
Water Sales & Penalties	110,406.44	
Sewer Charges & Penalties	103,575.78	
Electric Sales & Penalties	436,183.70	
Tap-on Fees, Connection Charges & Supplies	1,606.33	
Electric Franchise Fees	21,660.16	
Video Gaming Tax	13,589.20	
Insurance Revenues	57,014.47	
Police Department Donation	50.00	
Police Salary Reimbursements	20,679.04	
Side by Side Income	325.00	
St. Clair County Traffic Fines	72.72	
IPRF Grant	19,170.00	
Total		\$968,053.10
Citizens - Cash Management Account	12,732.85	
Interest Earned on Water, Sewer, Electric & Garbage Funds	10,830.98	
Interest Income	26.28	
MFT Interest Income	1,917.20	
Total		<u>25,507.31</u>
TOTAL RECEIPTS		<u>\$993,560.41</u>

Bryan A. Vogel  
  
Village Treasurer

**VILLAGE OF FREEBURG**  
**2024-2025 FISCAL YEAR RECEIPTS**  
11/30/24

<u>Month</u>	<u>Income Tax</u>	<u>Telecom. Tax</u>	<u>Interest</u>	<u>Sales Tax for Month of</u>
April	\$70,959.78	\$3,326.85	\$24,790.67	\$56,806.70 January
May	122,619.35	3,137.45	18,905.17	58,749.91 February
June	52,552.75	3,232.29	28,941.03	62,140.58 March
July	76,453.74	3,087.20	16,748.26	65,131.77 April
August	51,083.18	3,204.42	24,917.25	61,025.71 May
September	40,102.80	3,328.73	30,990.40	59,377.36 June
October	85,634.33	3,188.04	16,738.67	66,296.60 July
November	51,406.42	3,403.18	25,507.31	62,973.65 August
December				September
January				October
February				November
March				December
<b>TOTALS</b>	<b><u>\$550,812.35</u></b>	<b><u>\$25,908.16</u></b>	<b><u>\$187,538.76</u></b>	<b><u>\$492,502.28</u></b>

<u>Month</u>	<u>MFT</u>	<u>Property Tax</u>	<u>Repl. PP Tax</u>	<u>Franchises</u>
April	\$14,973.89	\$0.00	\$913.37	\$18,532.76
May	16,479.45	0.00	2,208.17	16,645.14
June	16,013.02	10,030.00	0.00	19,287.01
July	17,585.28	53,083.99	1,975.78	27,150.86
August	17,389.53	65,231.56	368.53	30,690.76
September	18,498.07	66,244.03	0.00	28,964.68
October	17,859.32	22,250.67	1,506.75	24,994.35
November	17,590.57	0.00	0.00	21,660.16
December				
January				
February				
March				
<b>TOTALS</b>	<b><u>\$136,389.13</u></b>	<b><u>\$216,840.25</u></b>	<b><u>\$6,972.60</u></b>	<b><u>\$187,925.72</u></b>

<u>Month</u>	<u>Utilities</u>	<u>Use Tax</u>	<u>Fines</u>	<u>Other</u>
April	\$606,113.07	\$11,369.78	\$100.00	\$132,560.40
May	553,519.49	12,782.58	176.00	188,322.38
June	613,657.84	15,528.37	363.49	1,048,743.28
July	803,507.45	13,808.40	1,382.23	229,298.82
August	878,511.26	13,325.36	235.71	223,072.77
September	1,415,626.30	12,856.09	769.71	213,258.90
October	735,956.80	13,210.92	77.00	136,725.90
November	676,451.73	12,832.41	72.72	121,662.26
December				
January				
February				
March				
<b>TOTALS</b>	<b><u>\$6,283,343.94</u></b>	<b><u>\$105,713.91</u></b>	<b><u>\$3,176.86</u></b>	<b><u>\$2,293,644.71</u></b>

**VILLAGE OF FREEBURG  
CASH-IN-BANKS, CHECKING  
11/30/24**

	<u>Citizens</u>	<u>CSB</u>	<u>Citizens</u>	<u>IPTIP</u>	<u>Total</u>
General/Salary	\$0.00		\$474,724.20	\$2,439,782.75	\$2,914,506.95
Audit	0.00		(4,193.29)		(4,193.29)
ESDA	0.00		23,870.92		23,870.92
Garbage Disposal Fund	0.00	0.00	65,510.74		65,510.74
Motor Fuel Tax	0.00		5,720.76	359,830.77	365,551.53
Water Operations	0.00	0.00	(1,081,172.25)		(1,081,172.25)
Water Meter Deposits	0.00				0.00
Water Bond Issues			\$0.00		0.00
Sewer Operations	0.00	0.00	910,721.73		910,721.73
Sewer Meter Deposits	0.00				0.00
Sewer Capital Improvemei	0.00		0.00		0.00
Sewer IEPA Loan	0.00				0.00
Sewer Bond Issues			0.00		0.00
Electric Operations	0.00	0.00	(39,484.44)		(39,484.44)
Electric Meter Deposits	(20.00)				(20.00)
Swimming Pool	0.00		(2,951.72)		(2,951.72)
	-----	-----	-----	-----	-----
Totals	<u>(\$20.00)</u>	<u>\$0.00</u>	<u>\$352,746.65</u>	<u>\$2,799,613.52</u>	<u>\$3,152,340.17</u>

**VILLAGE OF FREEBURG**  
**CERTIFICATES OF DEPOSIT & MONEY MARKET ACCOUNTS**  
**11/30/24**

	<u>Citizens-Impact</u>	<u>Citizens</u>	<u>Total</u>
General	\$23,029.60	\$872,676.31	\$895,705.91
Garbage Fund	\$0.00	\$20,814.46	\$20,814.46
Motor Fuel Tax	\$0.00	\$0.00	\$0.00
Water Operations	\$0.00	\$1,158,723.56	\$1,198,723.56
Sewer Operations	\$0.00	\$0.00	\$0.00
Sewer Meter Deposits	\$0.00	\$0.00	\$0.00
Sewer Capital Improvements	\$0.00	\$752,130.11	\$752,130.11
Sewer IEPA Loan	\$0.00	\$0.00	\$0.00
Electric Operations	\$0.00	\$1,552,664.62	\$1,552,664.62
Electric Bond Fund	\$0.00	\$14,694.55	\$14,694.55
Swimming Pool	<u>\$0.00</u>	<u>\$0.00</u>	<u>\$0.00</u>
TOTALS	<u>\$23,029.60</u>	<u>\$4,371,703.61</u>	<u>\$4,394,733.21</u>

**VILLAGE OF FREEBURG**  
**CASH IN BANK & INVESTMENTS**  
 11/30/24

<u>FUND</u>	<u>CITIZENS CHECKING</u>	<u>CSB CHECKING</u>	<u>CITIZENS CHECKING</u>	<u>MONEY MARKET &amp; CD'S</u>	<u>IPTIP</u>	<u>PETTY CASH</u>	<u>INVEST. &amp; CASH TOTALS</u>
General	\$0.00		\$474,724.20	\$895,705.91	\$2,439,782.75	\$400.00	\$3,810,612.86
Audit	0.00		(4,193.29)				(4,193.29)
ESDA	0.00		23,870.92				23,870.92
Garbage Disposal Fund	0.00	0.00	65,510.74	20,814.46			86,325.20
Motor Fuel Tax	0.00		5,720.76	0.00	359,830.77		365,551.53
<u>Water</u>							
Operations	0.00	0.00	(1,081,172.25)	301,873.77		0.00	(779,298.48)
Depr/Cash Reserve	0.00	0.00	0.00	856,849.79			856,849.79
Bank Transfer Exchange							0.00
Meter Deposits	0.00		0.00	0.00			0.00
Total Water	0.00	0.00	(1,081,172.25)	1,158,723.56	0.00	0.00	77,551.31
<u>Sewer</u>							
Operations	0.00	0.00	910,721.73	709,876.97		0.00	1,620,598.70
IEPA Loan	0.00			42,253.14			42,253.14
Capital Improvements	0.00		0.00				0.00
Meter Deposits	0.00			0.00			0.00
Bank Transfer Exchange							0.00
B&I Reserve 67 Series			0.00				0.00
Total Sewer	0.00	0.00	910,721.73	752,130.11	0.00	0.00	1,662,851.84
<u>Electric</u>							
Operations	0.00	0.00	(39,484.44)	1,552,664.62		0.00	1,513,180.18
Electric Bond Fund				14,694.55			14,694.55
Bank Transfer Exchange							
Meter Deposits	(20.00)			0.00			(20.00)
Total Electric	(20.00)	0.00	(39,484.44)	1,567,359.17	0.00	0.00	1,527,854.73
Swimming Pool	0.00		(2,951.72)	0.00		215.00	(2,736.72)
<b>TOTAL FUNDS</b>	<b>(\$20.00)</b>	<b>\$0.00</b>	<b>\$352,746.65</b>	<b>\$4,394,733.21</b>	<b>\$2,799,613.52</b>	<b>\$615.00</b>	<b>\$7,547,688.38</b>

VILLAGE OF FREEBURG  
 FUND ASSET TOTALS  
 11/30/24

<u>FUND</u>	<u>ACCOUNTS RECEIVABLES</u>	<u>DUE TO/ FROM</u>	<u>PREPAID ACCOUNTS</u>	<u>FIXED ASSET NET</u>	<u>FUND ASSET TOTALS</u>
General Audit		(\$5,986.52)			\$3,804,626.34 (\$4,193.29)
ESDA					\$23,870.92
Garbage Disposal Fund	0.00	0.00		0.00	\$86,325.20
Motor Fuel Tax		0.00			\$365,551.53
<u>Water</u>					
Operations	\$1,416.24	0.00	\$0.00	\$691,368.46	(\$86,513.78)
Bank Transfer Exchange Meter Deposits		(780.50)			\$856,849.79 (\$780.50) \$0.00
<u>Sewer</u>					
Total Water	1,416.24	(780.50)	0.00	691,368.46	\$769,555.51
<u>Operations</u>					
IEPA Loan	15.00	0.00	0.00	14,257,711.03	\$15,878,324.73
Capital Improvements					\$42,253.14
Meter Deposits					\$0.00
Bank Transfer Exchange		91.75			\$0.00
B&J Reserve 67 Series					\$91.75
<u>Electric</u>					
Total Sewer	15.00	91.75	0.00	14,257,711.03	\$15,920,669.62
<u>Operations</u>					
Electric Bond Fund	20.24	0.00	0.00	2,880,740.58	\$4,393,941.00
Bank Transfer Exchange		306.78			\$14,694.55
Meter Deposits		0.00			\$306.78 (\$20.00)
<u>Total Electric</u>					
Total Electric	20.24	306.78	0.00	2,880,740.58	\$4,408,922.33
Swimming Pool	0.00	(1,349.61)	0.00	541,024.22	\$536,937.89
<u>TOTAL FUNDS</u>	<u>\$1,451.48</u>	<u>(\$7,718.10)</u>	<u>\$0.00</u>	<u>\$18,370,844.29</u>	<u>\$25,912,266.05</u>

**VILLAGE OF FREEBURG**  
**FUND ASSET BALANCES**  
11/30/24

	<u>Operational</u>	<u>Restricted</u>	<u>Total</u>
General	\$3,804,626.34		\$3,804,626.34
Audit	(4,193.29)		(4,193.29)
ESDA	23,870.92		23,870.92
Garbage Disposal Fund	86,325.20		86,325.20
Motor Fuel Tax	365,551.53		365,551.53
<u>Water Funds</u>			
Operational	(86,513.78)		(86,513.78)
Depr/Cash Reserve	856,849.79		856,849.79
Bank Transfer Exchange	(780.50)		(780.50)
Meter Deposits	<u>0.00</u>	<u>0.00</u>	<u>0.00</u>
Total Water Funds	<u>769,555.51</u>	<u>0.00</u>	<u>769,555.51</u>
<u>Sewer Funds</u>			
Operational	15,878,324.73		15,878,324.73
Capital Improvements		42,253.14	42,253.14
Bank Transfer Exchange	91.75	0.00	91.75
Meter Deposits	<u>0.00</u>	<u>0.00</u>	<u>0.00</u>
Total Sewer Funds	<u>15,878,416.48</u>	<u>42,253.14</u>	<u>15,920,669.62</u>
<u>Electric Funds</u>			
Operational	4,393,941.00		4,393,941.00
Electric Bond Fund	14,694.55		14,694.55
Bank Transfer Exchange	306.78		306.78
Meter Deposits		(20.00)	(20.00)
Total Electric Funds	<u>4,408,942.33</u>	<u>(20.00)</u>	<u>4,408,922.33</u>
Swimming Pool	<u>536,937.89</u>	<u>0.00</u>	<u>536,937.89</u>
Total of All Accounts	<u>\$25,870,032.91</u>	<u>\$42,233.14</u>	25,912,266.05
		Total Prior Month	<u>26,463,940.81</u>
		Increase/(Decrease)	<u>(\$51,674.76)</u>
	<u>ELECTRIC</u>	<u>WATER</u>	<u>SEWER</u>
Current Month	\$4,408,922.33	\$769,555.51	\$15,920,669.62
Prior Month	4,703,034.19	754,469.44	15,896,887.37
Balance 4/01/2024	5,384,555.04	944,103.63	16,168,839.00
Monthly Change	(294,111.86)	15,086.07	23,782.25
Year to Date Change	(975,632.71)	(174,548.12)	(248,169.38)
	<u>GENERAL</u>	<u>SWIMMING POOL</u>	<u>MOTOR FUEL TAX</u>
Current Month	3,804,626.34	536,937.89	365,551.53
Prior Month	3,763,214.40	585,279.07	637,605.48
Balance 4/01/2024	3,295,100.87	585,015.86	642,991.51
Monthly Change	41,411.94	(48,341.18)	(272,053.95)
Year to Date Change	509,525.47	(48,077.77)	(277,439.98)
	<u>AUDIT &amp; ESDA</u>	<u>GARBAGE DISP.</u>	<u>TOTAL</u>
Current Month	19,677.63	86,325.20	25,912,266.05
Prior Month	28,276.41	95,174.45	26,463,940.81
Balance 4/01/2024	11,486.83	73,265.55	27,105,358.09
Monthly Change	(8,598.78)	(8,849.25)	(551,674.76)
Year to Date Change	\$8,190.80	\$13,059.65	(\$1,193,092.04)

VILLAGE OF FREEBURG  
MONTHLY TREASURER'S REPORT

SUMMARY OF RECEIPTS  
12/31/24

Taxes & Miscellaneous Receipts

Sales Tax - Sep. '24	\$65,322.11	
Income Tax	40,128.69	
Local Use Tax	14,874.55	
Replacement Tax	471.40	
Road & Bridge Tax	16,952.06	
Telecommunications Tax	3,183.60	
Motor Fuel Tax	18,507.01	
IMRF	26,440.70	
Audit Tax	1,505.44	
ESDA	2,162.99	
IDNR	5.00	
Licenses & Fees	6,163.03	
Garbage Fund & Penalties	29,437.62	
Water Sales & Penalties	115,395.86	
Sewer Charges & Penalties	114,427.13	
Electric Sales & Penalties	412,012.53	
Tap-on Fees, Connection Charges & Supplies	7,442.17	
Electric Franchise Fees	20,433.34	
Video Gaming Tax	14,778.82	
Insurance Revenues	55,266.28	
Police Department Donation	300.00	
Police Protection Tax	12,182.11	
Police Salary Reimbursements	25,115.66	
St. Clair County Property Taxes	35,248.51	
St. Clair County Traffic Fines	35.00	
Swimming Pool Tax Levy	7,509.98	
Total		\$1,045,301.59
Citizens - Cash Management Account	16,683.72	
Interest Earned on Water, Sewer, Electric & Garbage Funds	15,296.40	
Interest Income	28.32	
MFT Interest Income	1,404.29	
Total		<u>33,412.73</u>
TOTAL RECEIPTS		<u>\$1,078,714.32</u>

Bryan A. Vogel

*Bryan A. Vogel*

Village Treasurer

**VILLAGE OF FREEBURG**  
**2024-2025 FISCAL YEAR RECEIPTS**  
12/31/24

<u>Month</u>	<u>Income Tax</u>	<u>Telecom. Tax</u>	<u>Interest</u>	<u>Sales Tax for Month of</u>
April	\$70,959.78	\$3,326.85	\$24,790.67	\$56,806.70 January
May	122,619.35	3,137.45	18,905.17	58,749.91 February
June	52,552.75	3,232.29	28,941.03	62,140.58 March
July	76,453.74	3,087.20	16,748.26	65,131.77 April
August	51,083.18	3,204.42	24,917.25	61,025.71 May
September	40,102.80	3,328.73	30,990.40	59,377.36 June
October	85,634.33	3,188.04	16,738.67	66,296.60 July
November	51,406.42	3,403.18	25,507.31	62,973.65 August
December	40,128.69	3,183.60	33,412.73	65,322.11 September
January				October
February				November
March				December
<b>TOTALS</b>	<b><u>\$590,941.04</u></b>	<b><u>\$29,091.76</u></b>	<b><u>\$220,951.49</u></b>	<b><u>\$557,824.39</u></b>

<u>Month</u>	<u>MFT</u>	<u>Property Tax</u>	<u>Repl. PP Tax</u>	<u>Franchises</u>
April	\$14,973.89	\$0.00	\$913.37	\$18,532.76
May	16,479.45	0.00	2,208.17	16,645.14
June	16,013.02	10,030.00	0.00	19,287.01
July	17,585.28	53,083.99	1,975.78	27,150.86
August	17,389.53	65,231.56	368.53	30,690.76
September	18,498.07	66,244.03	0.00	28,964.68
October	17,859.32	22,250.67	1,506.75	24,994.35
November	17,590.57	0.00	0.00	21,660.16
December	18,507.01	35,248.51	471.40	20,433.34
January				
February				
March				
<b>TOTALS</b>	<b><u>\$154,896.14</u></b>	<b><u>\$252,088.76</u></b>	<b><u>\$7,444.00</u></b>	<b><u>\$208,359.06</u></b>

<u>Month</u>	<u>Utilities</u>	<u>Use Tax</u>	<u>Fines</u>	<u>Other</u>
April	\$606,113.07	\$11,369.78	\$100.00	\$132,560.40
May	553,519.49	12,782.58	176.00	188,322.38
June	613,657.84	15,528.37	363.49	1,048,743.28
July	803,507.45	13,808.40	1,382.23	229,298.82
August	878,511.26	13,325.36	235.71	223,072.77
September	1,415,626.30	12,856.09	769.71	213,258.90
October	735,956.80	13,210.92	77.00	136,725.90
November	676,451.73	12,832.41	72.72	121,662.26
December	671,273.14	14,874.55	35.00	175,824.24
January				
February				
March				
<b>TOTALS</b>	<b><u>\$6,954,617.08</u></b>	<b><u>\$120,588.46</u></b>	<b><u>\$3,211.86</u></b>	<b><u>\$2,469,468.95</u></b>

**VILLAGE OF FREEBURG  
CASH-IN-BANKS, CHECKING  
12/31/24**

	<u>Citizens</u>	<u>CSB</u>	<u>Citizens</u>	<u>IPTIP</u>	<u>Total</u>
General/Salary	\$0.00		\$452,952.46	\$2,473,458.75	\$2,926,411.21
Audit	0.00		(2,687.85)		(2,687.85)
ESDA	0.00		25,671.89		25,671.89
Garbage Disposal Fund	0.00	0.00	61,739.93		61,739.93
Motor Fuel Tax	0.00		5,035.68	379,741.85	384,777.53
Water Operations	0.00	0.00	(1,045,158.11)		(1,045,158.11)
Water Meter Deposits	0.00				0.00
Water Bond Issues			\$0.00		0.00
Sewer Operations	0.00	0.00	980,413.97		980,413.97
Sewer Meter Deposits	0.00				0.00
Sewer Capital Improvemei	0.00		0.00		0.00
Sewer IEPA Loan	0.00				0.00
Sewer Bond Issues			0.00		0.00
Electric Operations	0.00	0.00	441,852.41		441,852.41
Electric Meter Deposits	(20.00)				(20.00)
Swimming Pool	0.00		4,270.93		4,270.93
Totals	<u>(\$20.00)</u>	<u>\$0.00</u>	<u>\$924,091.31</u>	<u>\$2,853,200.60</u>	<u>\$3,777,271.91</u>

**VILLAGE OF FREEBURG  
 CERTIFICATES OF DEPOSIT & MONEY MARKET ACCOUNTS  
 12/31/24**

	<u>Citizens-Impact</u>	<u>Citizens</u>	<u>Total</u>
General	\$23,057.92	\$665,384.89	\$688,442.81
Garbage Fund	\$0.00	\$20,840.05	\$20,840.05
Motor Fuel Tax	\$0.00	\$0.00	\$0.00
Water Operations	\$0.00	\$1,159,917.95	\$1,199,917.95
Sewer Operations	\$0.00	\$0.00	\$0.00
Sewer Meter Deposits	\$0.00	\$0.00	\$0.00
Sewer Capital Improvements	\$0.00	\$755,658.92	\$755,658.92
Sewer IEPA Loan	\$0.00	\$0.00	\$0.00
Electric Operations	\$0.00	\$1,151,667.71	\$1,151,667.71
Electric Bond Fund	\$0.00	\$14,694.55	\$14,694.55
Swimming Pool	<u>\$0.00</u>	<u>\$0.00</u>	<u>\$0.00</u>
<b>TOTALS</b>	<u>\$23,057.92</u>	<u>\$3,768,164.07</u>	<u>\$3,791,221.99</u>

**VILLAGE OF FREEBURG**  
**CASH IN BANK & INVESTMENTS**  
 12/31/24

<u>FUND</u>	<u>CITIZENS CHECKING</u>	<u>CSB CHECKING</u>	<u>CITIZENS CHECKING</u>	<u>MONEY MARKET &amp; CD'S</u>	<u>IP/TIP</u>	<u>PETTY CASH</u>	<u>INVEST. &amp; CASH TOTALS</u>
General	\$0.00		\$452,952.46	\$688,442.81	\$2,473,458.75	\$400.00	\$3,615,254.02
Audit	0.00		(2,687.85)				(2,687.85)
ESDA	0.00		25,671.89				25,671.89
Garbage Disposal Fund	0.00	0.00	61,739.93	20,840.05			82,579.98
Motor Fuel Tax	0.00		5,035.68	0.00	379,741.85		384,777.53
<u>Water</u>							
Operations	0.00	0.00	(1,045,158.11)	302,014.66		0.00	(743,143.45)
Depr/Cash Reserve	0.00	0.00	0.00	857,903.29			857,903.29
Bank Transfer Exchange							0.00
Meter Deposits	0.00		0.00	0.00			0.00
Total Water	0.00	0.00	(1,045,158.11)	1,159,917.95	0.00	0.00	114,759.84
<u>Sewer</u>							
Operations	0.00	0.00	980,413.97	713,353.83		0.00	1,693,767.80
IEPA Loan	0.00			42,305.09			42,305.09
Capital Improvements	0.00		0.00				0.00
Meter Deposits	0.00			0.00			0.00
Bank Transfer Exchange							0.00
B&I Reserve 67 Series			0.00				0.00
Total Sewer	0.00	0.00	980,413.97	755,658.92	0.00	0.00	1,736,072.89
<u>Electric</u>							
Operations	0.00	0.00	441,852.41	1,151,667.71		0.00	1,593,520.12
Electric Bond Fund				14,694.55			14,694.55
Bank Transfer Exchange							(20.00)
Meter Deposits	(20.00)		0.00				(20.00)
Total Electric	(20.00)	0.00	441,852.41	1,166,362.26	0.00	0.00	1,608,194.67
Swimming Pool	0.00		4,270.93	0.00		215.00	4,485.93
<b>TOTAL FUNDS</b>	<b>(\$20.00)</b>	<b>\$0.00</b>	<b>\$924,091.31</b>	<b>\$3,791,221.99</b>	<b>\$2,853,200.60</b>	<b>\$615.00</b>	<b>\$7,569,108.90</b>

VILLAGE OF FREEBURG  
FUND ASSET TOTALS  
12/31/24

<u>FUND</u>	<u>ACCOUNTS RECEIVABLES</u>	<u>DUE TO/ FROM</u>	<u>PREPAID ACCOUNTS</u>	<u>FIXED ASSET NET</u>	<u>FUND ASSET TOTALS</u>
General Audit		(\$7,761.95)			\$3,607,492.07 (\$2,687.85)
ESDA					\$25,671.89
Garbage Disposal Fund	0.00	0.00		0.00	\$82,579.98
Motor Fuel Tax		0.00			\$384,777.53
<hr/>					
<u>Water</u>					
Operations	\$1,346.29	0.00	\$0.00	\$691,368.46	(\$50,428.70)
Bank Transfer Exchange Meter Deposits		(780.50)			\$857,903.29 (\$780.50)
Total Water	1,346.29	(780.50)	0.00	691,368.46	\$806,694.09
<u>Sewer</u>					
Operations	15.00	0.00	0.00	14,257,711.03	\$15,951,493.83
IEPA Loan					\$42,305.09
Capital Improvements					\$0.00
Meter Deposits					\$0.00
Bank Transfer Exchange		91.75			\$91.75
B&I Reserve 67 Series					\$0.00
Total Sewer	15.00	91.75	0.00	14,257,711.03	\$15,993,890.67
<u>Electric</u>					
Operations	79.56	0.00	0.00	2,880,740.58	\$4,474,340.26
Electric Bond Fund					\$14,694.55
Bank Transfer Exchange		306.78			\$306.78
Meter Deposits		0.00			(\$20.00)
Total Electric	79.56	306.78	0.00	2,880,740.58	\$4,489,321.59
Swimming Pool	0.00	(1,349.61)	0.00	541,024.22	\$544,160.54
<b>TOTAL FUNDS</b>	<u>\$1,440.85</u>	<u>(\$9,493.53)</u>	<u>\$0.00</u>	<u>\$18,370,844.29</u>	<u>\$25,931,900.51</u>

**VILLAGE OF FREEBURG  
FUND ASSET BALANCES  
12/31/24**

	<u>Operational</u>	<u>Restricted</u>	<u>Total</u>
General	\$3,607,492.07		\$3,607,492.07
Audit	(2,687.85)		(2,687.85)
ESDA	25,671.89		25,671.89
Garbage Disposal Fund	82,579.98		82,579.98
Motor Fuel Tax	384,777.53		384,777.53
<u>Water Funds</u>			
Operational	(50,428.70)		(50,428.70)
Depr/Cash Reserve	857,903.29		857,903.29
Bank Transfer Exchange	(780.50)		(780.50)
Meter Deposits	<u>0.00</u>	<u>0.00</u>	<u>0.00</u>
Total Water Funds	<u>806,694.09</u>	<u>0.00</u>	<u>806,694.09</u>
<u>Sewer Funds</u>			
Operational	15,951,493.83		15,951,493.83
Capital Improvements		42,305.09	42,305.09
Bank Transfer Exchange	91.75	0.00	91.75
Meter Deposits	<u>0.00</u>	<u>0.00</u>	<u>0.00</u>
Total Sewer Funds	<u>15,951,585.58</u>	<u>42,305.09</u>	<u>15,993,890.67</u>
<u>Electric Funds</u>			
Operational	4,474,340.26		4,474,340.26
Electric Bond Fund	14,694.55		14,694.55
Bank Transfer Exchange	306.78		306.78
Meter Deposits		(20.00)	(20.00)
Total Electric Funds	<u>4,489,341.59</u>	<u>(20.00)</u>	<u>4,489,321.59</u>
Swimming Pool	<u>544,160.54</u>	<u>0.00</u>	<u>544,160.54</u>
Total of All Accounts	<u>\$25,889,615.42</u>	<u>\$42,285.09</u>	25,931,900.51
		Total Prior Month	<u>25,912,266.05</u>
		Increase/(Decrease)	<u>\$19,634.46</u>
	<u>ELECTRIC</u>	<u>WATER</u>	<u>SEWER</u>
Current Month	\$4,489,321.59	\$806,694.09	\$15,993,890.67
Prior Month	4,408,922.33	769,555.51	15,920,669.62
Balance 4/01/2024	5,384,555.04	944,103.63	16,168,839.00
Monthly Change	80,399.26	37,138.58	73,221.05
Year to Date Change	<b>(895,233.45)</b>	<b>(137,409.54)</b>	<b>(174,948.33)</b>
	<u>GENERAL</u>	<u>SWIMMING POOL</u>	<u>MOTOR FUEL TAX</u>
Current Month	3,607,492.07	544,160.54	384,777.53
Prior Month	3,804,626.34	536,937.89	365,551.53
Balance 4/01/2024	3,295,100.87	585,015.66	642,991.51
Monthly Change	(197,134.27)	7,222.65	19,226.00
Year to Date Change	<b>312,391.20</b>	<b>(40,855.12)</b>	<b>(258,213.98)</b>
	<u>AUDIT &amp; ESDA</u>	<u>GARBAGE DISP.</u>	<u>TOTAL</u>
Current Month	22,984.04	82,579.98	25,931,900.51
Prior Month	19,677.63	86,325.20	25,912,266.05
Balance 4/01/2024	11,486.83	73,265.55	27,105,358.09
Monthly Change	3,306.41	(3,745.22)	19,634.46
Year to Date Change	<b>\$11,497.21</b>	<b>\$9,314.43</b>	<b>(\$1,173,457.58)</b>


VILLAGE OF FREEBURG  
MONTHLY TREASURER'S REPORT

SUMMARY OF RECEIPTS  
01/31/25

Taxes & Miscellaneous Receipts

Sales Tax - Oct. '24	\$79,323.79	
Income Tax	83,731.45	
Local Use Tax	8,488.87	
Replacement Tax	1,251.20	
Telecommunications Tax	3,171.22	
Motor Fuel Tax	17,205.83	
IDNR	2.50	
Licenses & Fees	2,890.21	
Garbage Fund & Penalties	29,242.75	
Water Sales & Penalties	110,198.23	
Sewer Charges & Penalties	109,609.45	
Electric Sales & Penalties	489,379.46	
Tap-on Fees, Connection Charges & Supplies	4,925.51	
Electric Franchise Fees	24,206.82	
Video Gaming Tax	12,839.04	
Insurance Revenues	54,414.77	
Side by Side Income	150.00	
Police Salary Reimbursements	14,243.45	
St. Clair County Traffic Fines	57.00	
Tower/Pole Lease	2,074.80	
Total		\$1,047,406.35
Citizens - Cash Management Account	10,029.30	
Interest Earned on Water, Sewer, Electric & Garbage Funds	5,053.49	
Interest Income	31.27	
MFT Interest Income	1,510.37	
Total		<u>16,624.43</u>
TOTAL RECEIPTS		<u>\$1,064,030.78</u>

Bryan A. Vogel



Village Treasurer

**VILLAGE OF FREEBURG**  
**2024-2025 FISCAL YEAR RECEIPTS**  
**01/31/25**

<u>Month</u>	<u>Income Tax</u>	<u>Telecom. Tax</u>	<u>Interest</u>	<u>Sales Tax for Month of</u>
April	\$70,959.78	\$3,326.85	\$24,790.67	\$56,806.70 January
May	122,619.35	3,137.45	18,905.17	58,749.91 February
June	52,552.75	3,232.29	28,941.03	62,140.58 March
July	76,453.74	3,087.20	16,748.26	65,131.77 April
August	51,083.18	3,204.42	24,917.25	61,025.71 May
September	40,102.80	3,328.73	30,990.40	59,377.36 June
October	85,634.33	3,188.04	16,738.67	66,296.60 July
November	51,406.42	3,403.18	25,507.31	62,973.65 August
December	40,128.69	3,183.60	33,412.73	65,322.11 September
January	83,731.45	3,171.22	16,624.43	79,323.79 October
February				November
March				December
<b>TOTALS</b>	<b><u>\$674,672.49</u></b>	<b><u>\$32,262.98</u></b>	<b><u>\$237,575.92</u></b>	<b><u>\$637,148.18</u></b>

<u>Month</u>	<u>MFT</u>	<u>Property Tax</u>	<u>Repl. PP Tax</u>	<u>Franchises</u>
April	\$14,973.89	\$0.00	\$913.37	\$18,532.76
May	16,479.45	0.00	2,208.17	16,645.14
June	16,013.02	10,030.00	0.00	19,287.01
July	17,585.28	53,083.99	1,975.78	27,150.86
August	17,389.53	65,231.56	368.53	30,690.76
September	18,498.07	66,244.03	0.00	28,964.68
October	17,859.32	22,250.37	1,506.75	24,994.35
November	17,590.57	0.00	0.00	21,660.16
December	18,507.01	35,248.51	471.40	20,433.34
January	17,205.83	0.00	1,251.20	24,206.82
February				
March				
<b>TOTALS</b>	<b><u>\$172,101.97</u></b>	<b><u>\$252,088.76</u></b>	<b><u>\$8,695.20</u></b>	<b><u>\$232,565.88</u></b>

<u>Month</u>	<u>Utilities</u>	<u>Use Tax</u>	<u>Fines</u>	<u>Other</u>
April	\$606,113.07	\$11,369.78	\$100.00	\$132,560.40
May	553,519.49	12,782.58	176.00	188,322.38
June	613,657.84	15,528.37	363.49	1,048,743.28
July	803,507.45	13,808.40	1,382.23	229,298.82
August	878,511.26	13,325.36	235.71	223,072.77
September	1,415,626.30	12,856.09	769.71	213,258.90
October	735,956.80	13,210.92	77.00	136,725.90
November	676,451.73	12,832.41	72.72	121,662.26
December	671,273.14	14,874.55	35.00	175,824.24
January	738,429.89	8,488.87	57.00	91,540.28
February				
March				
<b>TOTALS</b>	<b><u>\$7,693,046.97</u></b>	<b><u>\$129,077.33</u></b>	<b><u>\$3,268.86</u></b>	<b><u>\$2,561,009.23</u></b>

**VILLAGE OF FREEBURG  
CASH-IN-BANKS, CHECKING  
01/31/25**

	<u>Citizens</u>	<u>CSB</u>	<u>Citizens</u>	<u>IPTIP</u>	<u>Total</u>
General/Salary	\$0.00		\$117,287.47	\$2,660,075.89	\$2,777,363.36
Audit	0.00		(2,687.85)		(2,687.85)
ESDA	0.00		25,008.59		25,008.59
Garbage Disposal Fund	0.00	0.00	64,516.77		64,516.77
Motor Fuel Tax	0.00		5,035.91	398,457.82	403,493.73
Water Operations	0.00	0.00	(1,056,444.93)		(1,056,444.93)
Water Meter Deposits	0.00				0.00
Water Bond Issues			\$0.00		0.00
Sewer Operations	0.00	0.00	1,007,551.72		1,007,551.72
Sewer Meter Deposits	0.00				0.00
Sewer Capital Improvemen	0.00		0.00		0.00
Sewer IEPA Loan	0.00				0.00
Sewer Bond Issues			0.00		0.00
Electric Operations	0.00	0.00	407,013.03		407,013.03
Electric Meter Deposits	(20.00)				(20.00)
Swimming Pool	0.00		1,577.89		1,577.89
Totals	<u>(\$20.00)</u>	<u>\$0.00</u>	<u>\$568,858.60</u>	<u>\$3,058,533.71</u>	<u>\$3,627,372.31</u>

**VILLAGE OF FREEBURG  
 CERTIFICATES OF DEPOSIT & MONEY MARKET ACCOUNTS  
 01/31/25**

	<u>Citizens-Impact</u>	<u>Citizens</u>	<u>Total</u>
General	\$23,089.19	\$665,386.27	\$688,475.46
Garbage Fund	\$0.00	\$20,868.31	\$20,868.31
Motor Fuel Tax	\$0.00	\$0.00	\$0.00
Water Operations	\$0.00	\$1,161,676.69	\$1,201,676.69
Sewer Operations	\$0.00	\$0.00	\$0.00
Sewer Meter Deposits	\$0.00	\$0.00	\$0.00
Sewer Capital Improvements	\$0.00	\$756,113.15	\$756,113.15
Sewer IEPA Loan	\$0.00	\$0.00	\$0.00
Electric Operations	\$0.00	\$1,154,479.97	\$1,154,479.97
Electric Bond Fund	\$0.00	\$14,694.55	\$14,694.55
Swimming Pool	<u>\$0.00</u>	<u>\$0.00</u>	<u>\$0.00</u>
TOTALS	<u>\$23,089.19</u>	<u>\$3,773,218.94</u>	<u>\$3,796,308.13</u>

**VILLAGE OF FREEBURG**  
**CASH IN BANK & INVESTMENTS**  
 1/31/25

<u>FUND</u>	<u>CITIZENS CHECKING</u>	<u>CSB CHECKING</u>	<u>CITIZENS CHECKING</u>	<u>MONEY MARKET &amp; CD'S</u>	<u>IPTIP</u>	<u>PETTY CASH</u>	<u>INVEST. &amp; CASH TOTALS</u>
General	\$0.00		\$117,287.47	\$688,475.46	\$2,660,075.89	\$400.00	\$3,466,238.82
Audit	0.00		(2,687.85)				(2,687.85)
ESDA	0.00		25,008.59				25,008.59
Garbage Disposal Fund	0.00	0.00	64,516.77	20,868.31			85,385.08
Motor Fuel Tax	0.00		5,035.91	0.00	398,457.82		403,493.73
<u>Water</u>							
Operations	0.00	0.00	(1,056,444.93)	302,609.94		0.00	(753,834.99)
Depr/Cash Reserve	0.00	0.00	0.00	859,066.75			859,066.75
Bank Transfer Exchange							0.00
Meter Deposits	0.00		0.00	0.00			0.00
Total Water	0.00	0.00	(1,056,444.93)	1,161,676.69	0.00	0.00	105,231.76
<u>Sewer</u>							
Operations	0.00	0.00	1,007,551.72	713,750.69		0.00	1,721,302.41
IEPA Loan	0.00			42,362.46			42,362.46
Capital Improvements	0.00		0.00				0.00
Meter Deposits	0.00			0.00			0.00
Bank Transfer Exchange							0.00
B&I Reserve 67 Series			0.00				0.00
Total Sewer	0.00	0.00	1,007,551.72	756,113.15	0.00	0.00	1,763,664.87
<u>Electric</u>							
Operations	0.00	0.00	407,013.03	1,154,479.97		0.00	1,561,493.00
Electric Bond Fund				14,694.55			14,694.55
Bank Transfer Exchange							(20.00)
Meter Deposits	(20.00)			0.00			(20.00)
Total Electric	(20.00)	0.00	407,013.03	1,169,174.52	0.00	0.00	1,576,167.55
Swimming Pool	0.00		1,577.89	0.00		215.00	1,792.89
<b>TOTAL FUNDS</b>	<b>(\$20.00)</b>	<b>\$0.00</b>	<b>\$568,858.60</b>	<b>\$3,796,308.13</b>	<b>\$3,058,533.71</b>	<b>\$615.00</b>	<b>\$7,424,295.44</b>

**VILLAGE OF FREEBURG**  
**FUND ASSET TOTALS**  
1/31/25

<u>FUND</u>	<u>ACCOUNTS RECEIVABLES</u>	<u>DUE TO/ FROM</u>	<u>PREPAID ACCOUNTS</u>	<u>FIXED ASSET NET</u>	<u>FUND ASSET TOTALS</u>
General Audit		(\$5,603.52)			\$3,460,635.30 (\$2,687.85)
ESDA					\$25,008.59
Garbage Disposal Fund	0.00	0.00		0.00	\$85,385.08
Motor Fuel Tax		0.00			\$403,493.73
<u>Water</u>					
Operations	\$703.00	0.00	\$0.00	\$691,368.46	(\$61,763.53) \$859,066.75
Bank Transfer Exchange Meter Deposits		(780.50)			(\$780.50) \$0.00
Total Water	703.00	(780.50)	0.00	691,368.46	\$796,522.72
<u>Sewer</u>					
Operations	15.00	0.00	0.00	14,257,711.03	\$15,979,028.44 \$42,362.46
IEPA Loan					\$0.00
Capital Improvements					\$0.00
Meter Deposits					\$0.00
Bank Transfer Exchange		91.75			\$91.75
B&I Reserve 67 Series					\$0.00
Total Sewer	15.00	91.75	0.00	14,257,711.03	\$16,021,482.65
<u>Electric</u>					
Operations	220.00	0.00	0.00	2,880,740.58	\$4,442,453.58 \$14,694.55
Electric Bond Fund					\$306.78 (\$20.00)
Bank Transfer Exchange Meter Deposits		306.78			\$306.78 (\$20.00)
Total Electric	220.00	306.78	0.00	2,880,740.58	\$4,457,434.91
Swimming Pool	0.00	(1,349.61)	0.00	541,024.22	\$541,467.50
<b>TOTAL FUNDS</b>	<b>\$938.00</b>	<b>(\$7,335.10)</b>	<b>\$0.00</b>	<b>\$18,370,844.29</b>	<b>\$25,788,742.63</b>

**VILLAGE OF FREEBURG  
FUND ASSET BALANCES  
01/31/25**

	<u>Operational</u>	<u>Restricted</u>	<u>Total</u>
General	\$3,460,635.30		\$3,460,635.30
Audit	(2,687.85)		(2,687.85)
ESDA	25,008.59		25,008.59
Garbage Disposal Fund	85,385.08		85,385.08
Motor Fuel Tax	403,493.73		403,493.73
<u>Water Funds</u>			
Operational	(61,763.53)		(61,763.53)
Depr/Cash Reserve	859,066.75		859,066.75
Bank Transfer Exchange	(780.50)		(780.50)
Meter Deposits	<u>0.00</u>	<u>0.00</u>	<u>0.00</u>
Total Water Funds	<u>796,522.72</u>	<u>0.00</u>	<u>796,522.72</u>
<u>Sewer Funds</u>			
Operational	15,979,028.44		15,979,028.44
Capital Improvements		42,362.46	42,362.46
Bank Transfer Exchange	91.75	0.00	91.75
Meter Deposits	<u>0.00</u>	<u>0.00</u>	<u>0.00</u>
Total Sewer Funds	<u>15,979,120.19</u>	<u>42,362.46</u>	<u>16,021,482.65</u>
<u>Electric Funds</u>			
Operational	4,442,453.58		4,442,453.58
Electric Bond Fund	14,694.55		14,694.55
Bank Transfer Exchange	306.78		306.78
Meter Deposits		(20.00)	(20.00)
Total Electric Funds	<u>4,457,454.91</u>	<u>(20.00)</u>	<u>4,457,434.91</u>
Swimming Pool	<u>541,467.50</u>	<u>0.00</u>	<u>541,467.50</u>
Total of All Accounts	<u>\$25,746,400.17</u>	<u>\$42,342.46</u>	25,788,742.63
		Total Prior Month	<u>25,931,900.51</u>
		Increase/(Decrease)	<u>(\$143,157.88)</u>
	<u>ELECTRIC</u>	<u>WATER</u>	<u>SEWER</u>
Current Month	\$4,457,434.91	\$796,522.72	\$16,021,482.65
Prior Month	4,489,321.59	806,694.09	15,993,890.67
Balance 4/01/2024	5,384,555.04	944,103.63	16,168,839.00
Monthly Change	(31,886.68)	(10,171.37)	27,591.98
Year to Date Change	(927,120.13)	(147,580.91)	(147,356.35)
	<u>GENERAL</u>	<u>SWIMMING POOL</u>	<u>MOTOR FUEL TAX</u>
Current Month	3,460,635.30	541,467.50	403,493.73
Prior Month	3,607,492.07	544,160.54	394,777.53
Balance 4/01/2024	3,295,100.87	585,015.66	642,991.51
Monthly Change	(146,856.77)	(2,693.04)	18,716.20
Year to Date Change	165,534.43	(43,548.16)	(239,497.78)
	<u>AUDIT &amp; ESDA</u>	<u>GARBAGE DISP.</u>	<u>TOTAL</u>
Current Month	22,320.74	85,385.08	25,788,742.63
Prior Month	22,984.04	82,579.98	25,931,900.51
Balance 4/01/2024	11,486.83	73,265.55	27,105,358.09
Monthly Change	(663.30)	2,805.10	(143,157.88)
Year to Date Change	\$10,833.91	\$12,119.53	(\$1,316,615.46)

VILLAGE OF FREEBURG  
MONTHLY TREASURER'S REPORT

SUMMARY OF RECEIPTS

02/28/25

Taxes & Miscellaneous Receipts

Sales Tax - Nov. '24	\$68,361.57	
Income Tax	68,401.63	
Local Use Tax	14,768.02	
Telecommunications Tax	3,053.34	
Motor Fuel Tax	16,785.10	
IDNR	1.00	
Licenses & Fees	10,939.58	
Garbage Fund & Penalties	26,296.83	
Water Sales & Penalties	97,458.59	
Sewer Charges & Penalties	98,229.11	
Electric Sales & Penalties	457,861.98	
Tap-on Fees, Connection Charges & Supplies	7,920.38	
Electric Franchise Fees	22,716.93	
Video Gaming Tax	12,567.62	
Insurance Revenues	54,388.62	
Side by Side Income	150.00	
Police Salary Reimbursements	9,236.28	
St. Clair County Traffic Fines	280.00	
Total		\$969,416.58
Citizens - Cash Management Account	9,559.43	
Interest Earned on Water, Sewer, Electric & Garbage Funds	2,610.59	
Interest Income	26.31	
MFT Interest Income	1,408.14	
Total		<u>13,604.47</u>
TOTAL RECEIPTS		<u>\$983,021.05</u>

Bryan A. Vogel

*Bryan A. Vogel*  
Village Treasurer

**VILLAGE OF FREEBURG**  
**2024-2025 FISCAL YEAR RECEIPTS**  
**02/28/25**

<u>Month</u>	<u>Income Tax</u>	<u>Telecom. Tax</u>	<u>Interest</u>	<u>Sales Tax for Month of</u>
April	\$70,959.78	\$3,326.85	\$24,790.67	\$56,806.70 January
May	122,619.35	3,137.45	18,905.17	58,749.91 February
June	52,552.75	3,232.29	28,941.03	62,140.58 March
July	76,453.74	3,087.20	16,748.26	65,131.77 April
August	51,083.18	3,204.42	24,917.25	61,025.71 May
September	40,102.80	3,328.73	30,990.40	59,377.36 June
October	85,634.33	3,188.04	16,738.67	66,296.60 July
November	51,406.42	3,403.18	25,507.31	62,973.65 August
December	40,128.69	3,183.60	33,412.73	65,322.11 September
January	83,731.45	3,171.22	16,624.43	79,323.79 October
February	68,401.63	3,053.34	13,604.47	68,361.57 November
March				December
<b>TOTALS</b>	<b><u>\$743,074.12</u></b>	<b><u>\$35,316.32</u></b>	<b><u>\$251,180.39</u></b>	<b><u>\$705,509.75</u></b>

<u>Month</u>	<u>MFT</u>	<u>Property Tax</u>	<u>Repl. PP Tax</u>	<u>Franchises</u>
April	\$14,973.89	\$0.00	\$913.37	\$18,532.76
May	16,479.45	0.00	2,208.17	16,645.14
June	16,013.02	10,030.00	0.00	19,287.01
July	17,585.28	53,083.99	1,975.78	27,150.86
August	17,389.53	65,231.56	368.53	30,690.76
September	18,498.07	66,244.03	0.00	28,964.68
October	17,859.32	22,250.67	1,506.75	24,994.35
November	17,590.57	0.00	0.00	21,660.16
December	18,507.01	35,248.51	471.40	20,433.34
January	17,205.83	0.00	1,251.20	24,206.82
February	16,785.10	0.00	0.00	22,716.93
March				
<b>TOTALS</b>	<b><u>\$188,887.07</u></b>	<b><u>\$252,088.76</u></b>	<b><u>\$8,695.20</u></b>	<b><u>\$255,282.81</u></b>

<u>Month</u>	<u>Utilities</u>	<u>Use Tax</u>	<u>Fines</u>	<u>Other</u>
April	\$606,113.07	\$11,369.78	\$100.00	\$132,560.40
May	553,519.49	12,782.58	176.00	188,322.38
June	613,657.84	15,528.37	363.49	1,048,743.28
July	803,507.45	13,808.40	1,382.23	229,298.82
August	878,511.26	13,325.36	235.71	223,072.77
September	1,415,626.30	12,856.09	769.71	213,258.90
October	735,956.80	13,210.92	77.00	136,725.90
November	676,451.73	12,832.41	72.72	121,662.26
December	671,273.14	14,874.55	35.00	175,824.24
January	738,429.89	8,488.87	57.00	91,540.28
February	679,846.51	14,768.02	280.00	95,203.48
March				
<b>TOTALS</b>	<b><u>\$8,372,893.48</u></b>	<b><u>\$143,845.35</u></b>	<b><u>\$3,548.86</u></b>	<b><u>\$2,656,212.71</u></b>

**VILLAGE OF FREEBURG  
CASH-IN-BANKS, CHECKING  
02/28/25**

	<u>Citizens</u>	<u>CSB</u>	<u>Citizens</u>	<u>IPTIP</u>	<u>Total</u>
General/Salary	\$0.00		(\$18,533.57)	\$2,824,809.16	\$2,806,275.59
Audit	0.00		(2,687.85)		(2,687.85)
ESDA	0.00		24,796.39		24,796.39
Garbage Disposal Fund	0.00	0.00	66,356.39		66,356.39
Motor Fuel Tax	0.00		3,194.88	391,650.69	394,845.57
Water Operations	0.00	0.00	(1,009,022.25)		(1,009,022.25)
Water Meter Deposits	30.00				30.00
Water Bond Issues			\$0.00		0.00
Sewer Operations	0.00	0.00	1,047,941.03		1,047,941.03
Sewer Meter Deposits	30.00				30.00
Sewer Capital Improveme	0.00		0.00		0.00
Sewer IEPA Loan	0.00				0.00
Sewer Bond Issues			0.00		0.00
Electric Operations	0.00	0.00	449,700.97		449,700.97
Electric Meter Deposits	20.00				20.00
Swimming Pool	0.00		1,378.79		1,378.79
<b>Totals</b>	<u>\$80.00</u>	<u>\$0.00</u>	<u>\$563,124.78</u>	<u>\$3,216,459.85</u>	<u>\$3,779,664.63</u>

**VILLAGE OF FREEBURG**  
**CERTIFICATES OF DEPOSIT & MONEY MARKET ACCOUNTS**  
**02/28/25**

	<u>Citizens-Impact</u>	<u>Citizens</u>	<u>Total</u>
General	\$23,115.50	\$665,387.43	\$688,502.93
Garbage Fund	\$0.00	\$20,892.09	\$20,892.09
Motor Fuel Tax	\$0.00	\$0.00	\$0.00
Water Operations	\$0.00	\$1,107,655.51	\$1,147,655.51
Sewer Operations	\$0.00	\$0.00	\$0.00
Sewer Meter Deposits	\$0.00	\$0.00	\$0.00
Sewer Capital Improvements	\$0.00	\$726,161.42	\$726,161.42
Sewer IEPA Loan	\$0.00	\$0.00	\$0.00
Electric Operations	\$0.00	\$1,141,039.69	\$1,141,039.69
Electric Bond Fund	\$0.00	\$14,694.55	\$14,694.55
Swimming Pool	<u>\$0.00</u>	<u>\$0.00</u>	<u>\$0.00</u>
TOTALS	<u>\$23,115.50</u>	<u>\$3,675,830.69</u>	<u>\$3,698,946.19</u>

**VILLAGE OF FREEBURG**  
**CASH IN BANK & INVESTMENTS**  
 2/28/25


<u>FUND</u>	<u>CITIZENS CHECKING</u>	<u>CSB CHECKING</u>	<u>CITIZENS CHECKING</u>	<u>MONEY MARKET &amp; CD'S</u>	<u>IPTIP</u>	<u>PETTY CASH</u>	<u>INVEST. &amp; CASH TOTALS</u>
General	\$0.00		(\$18,533.57)	\$688,502.93	\$2,824,809.16	\$400.00	\$3,495,178.52
Audit	0.00		(2,687.85)				(2,687.85)
ESDA	0.00		24,796.39				24,796.39
Garbage Disposal Fund	0.00	0.00	66,356.39	20,892.09			87,248.48
Motor Fuel Tax	0.00		3,194.88	0.00	391,650.69		394,845.57
<u>Water</u>							
Operations	0.00	0.00	(1,009,022.25)	302,609.94		0.00	(706,412.31)
Depr/Cash Reserve	0.00	0.00	0.00	805,045.57			805,045.57
Bank Transfer Exchange							0.00
Meter Deposits	30.00			0.00			30.00
Total Water	30.00	0.00	(1,009,022.25)	1,107,655.51	0.00	0.00	98,663.26
<u>Sewer</u>							
Operations	0.00	0.00	1,047,941.03	713,750.69		0.00	1,761,691.72
IEPA Loan	0.00			12,410.73			12,410.73
Capital Improvements	0.00		0.00				0.00
Meter Deposits	30.00			0.00			30.00
Bank Transfer Exchange							0.00
B&I Reserve 67 Series			0.00				0.00
Total Sewer	30.00	0.00	1,047,941.03	726,161.42	0.00	0.00	1,774,132.45
<u>Electric</u>							
Operations	0.00	0.00	449,700.97	1,141,039.69		0.00	1,590,740.66
Electric Bond Fund				14,694.55			14,694.55
Bank Transfer Exchange							
Meter Deposits	20.00			0.00			20.00
Total Electric	20.00	0.00	449,700.97	1,155,734.24	0.00	0.00	1,605,455.21
Swimming Pool	0.00		1,378.79	0.00		215.00	1,593.79
<b>TOTAL FUNDS</b>	<b>\$80.00</b>	<b>\$0.00</b>	<b>\$563,124.78</b>	<b>\$3,698,946.19</b>	<b>\$3,216,459.85</b>	<b>\$615.00</b>	<b>\$7,479,225.82</b>

**VILLAGE OF FREEBURG**  
**FUND ASSET TOTALS**  
 2/28/25

<u>FUND</u>	<u>ACCOUNTS RECEIVABLES</u>	<u>DUE TO/ FROM</u>	<u>PREPAID ACCOUNTS</u>	<u>FIXED ASSET NET</u>	<u>FUND ASSET TOTALS</u>
General Audit		(\$5,533.53)			\$3,489,644.99 (\$2,687.85)
ESDA					\$24,796.39
Garbage Disposal Fund	0.00	0.00		0.00	\$87,248.48
Motor Fuel Tax		0.00			\$394,845.57
<hr/>					
<u>Water</u>					
Operations	\$1,553.70	0.00	\$0.00	\$691,368.46	(\$13,490.15) \$805,045.57
Bank Transfer Exchange Meter Deposits		(780.50)			(\$780.50) \$30.00
Total Water Sewer	1,553.70	(780.50)	0.00	691,368.46	\$790,804.92
<u>Sewer</u>					
Operations	15.00	0.00	0.00	14,257,711.03	\$16,019,417.75
IEPA Loan					\$12,410.73
Capital Improvements					\$0.00
Meter Deposits					\$30.00
Bank Transfer Exchange		91.75			\$91.75
B&I Reserve 67 Series					\$0.00
Total Sewer Electric	15.00	91.75	0.00	14,257,711.03	\$16,031,950.23
<u>Electric</u>					
Operations	520.00	0.00	0.00	2,880,740.58	\$4,472,001.24
Electric Bond Fund					\$14,694.55
Bank Transfer Exchange		306.78			\$306.78
Meter Deposits		0.00			\$20.00
Total Electric	520.00	306.78	0.00	2,880,740.58	\$4,487,022.57
Swimming Pool	0.00	(1,349.61)	0.00	541,024.22	\$541,268.40
<b>TOTAL FUNDS</b>	<u>\$2,088.70</u>	<u>(\$7,265.11)</u>	<u>\$0.00</u>	<u>\$18,370,844.29</u>	<u>\$25,844,893.70</u>

**VILLAGE OF FREEBURG  
FUND ASSET BALANCES  
02/28/25**

	<u>Operational</u>	<u>Restricted</u>	<u>Total</u>
General	\$3,489,644.99		\$3,489,644.99
Audit	(2,687.85)		(2,687.85)
ESDA	24,796.39		24,796.39
Garbage Disposal Fund	87,248.48		87,248.48
Motor Fuel Tax	394,845.57		394,845.57
<u>Water Funds</u>			
Operational	(13,490.15)		(13,490.15)
Depr/Cash Reserve	805,045.57		805,045.57
Bank Transfer Exchange	(780.50)		(780.50)
Meter Deposits	<u>0.00</u>	<u>30.00</u>	<u>30.00</u>
Total Water Funds	<u>790,774.92</u>	<u>30.00</u>	<u>790,804.92</u>
<u>Sewer Funds</u>			
Operational	16,019,417.75		16,019,417.75
Capital Improvements		12,410.73	12,410.73
Bank Transfer Exchange	91.75	0.00	91.75
Meter Deposits	<u>0.00</u>	<u>30.00</u>	<u>30.00</u>
Total Sewer Funds	<u>16,019,509.50</u>	<u>12,440.73</u>	<u>16,031,950.23</u>
<u>Electric Funds</u>			
Operational	4,472,001.24		4,472,001.24
Electric Bond Fund	14,694.55		14,694.55
Bank Transfer Exchange	306.78		306.78
Meter Deposits		<u>20.00</u>	<u>20.00</u>
Total Electric Funds	<u>4,487,002.57</u>	<u>20.00</u>	<u>4,487,022.57</u>
Swimming Pool	<u>541,268.40</u>	<u>0.00</u>	<u>541,268.40</u>
Total of All Accounts	<u>\$25,832,402.97</u>	<u>\$12,490.73</u>	25,844,893.70
		Total Prior Month	<u>25,788,742.63</u>
		Increase/(Decrease)	<u>\$66,151.07</u>
	<u>ELECTRIC</u>	<u>WATER</u>	<u>SEWER</u>
Current Month	\$4,487,022.57	\$790,804.92	\$16,031,950.23
Prior Month	4,457,434.91	796,522.72	16,021,482.65
Balance 4/01/2024	5,384,555.04	944,103.63	16,168,839.00
Monthly Change	29,587.66	(5,717.80)	10,467.58
Year to Date Change	<b>(897,532.47)</b>	<b>(153,298.71)</b>	<b>(136,888.77)</b>
	<u>GENERAL</u>	<u>SWIMMING POOL</u>	<u>MOTOR FUEL TAX</u>
Current Month	3,489,644.99	541,268.40	394,845.57
Prior Month	3,460,635.30	541,467.50	403,493.73
Balance 4/01/2024	3,295,100.87	585,015.66	642,991.51
Monthly Change	29,009.69	(199.10)	(8,648.16)
Year to Date Change	<b>194,544.12</b>	<b>(43,747.26)</b>	<b>(248,145.94)</b>
	<u>AUDIT &amp; ESDA</u>	<u>GARBAGE DISP.</u>	<u>TOTAL</u>
Current Month	22,108.54	87,248.48	25,844,893.70
Prior Month	22,320.74	85,385.08	25,788,742.63
Balance 4/01/2024	11,486.83	73,265.55	27,105,358.09
Monthly Change	(212.20)	1,863.40	56,151.07
Year to Date Change	<b>\$10,621.71</b>	<b>\$13,982.93</b>	<b>(\$1,260,464.39)</b>



Freeburg ESDA-OHS Report to Mayor & Village Trustees

April 7, 2025, submitted by Coordinator Gene Kramer

1. Noted from the Storm Prediction Center of an Enhance Risk area, Level 4, covering our area for 4/2/25/ and I immediately began e-mail notifications of this risk. Email contacts were made with local government officials, local public safety departments, Freeburg Care facilities and our local ESDA members. Notification sent at 1:00 AM. Follow up data continued with all as more data obtained from NWS conference and DSS data provided on their conference platform.
2. I performed the same operation as it related to the March 30<sup>th</sup> Severe weather hazard data as I received it and compared to our local instrument readings.
3. April 2 event operations included contact with Mary Downen for our Village telephone notification system concerning the Tornado Watch being issued at 9 AM and valid until 4:00 PM (which was extended to 7 PM by SPC later in the afternoon). ESDA office handled 2 severe thunderstorm warnings and one TORNADO warning that was issued by NWS for our area. ARES communications as well as our communications with NWS was in operation. Shelter managers responding were Mindy Foutch, David Antry and Janet B. Phil C. assisted in the ESDA office with communications. There were 18 occupants that took shelter in St. Paul's UCC underground area. The office did not receive any storm related damage from the general public.
4. I received an e-mail from ATI after they were notified by St. Clair Co. EMA-OHS as it concerned our "controller" computer to activate our sirens outside of the "automatic data enabled" system. The questions and discussion involved the addition cost for this equipment. The representative stated costs for "firmware upgrades" for controlling 7 sirens, the radio transmitter unit requiring an antenna installation, etc. I advised that the county EMA-OHS stated it would NOT cost more than \$10,000.00 and that is what I had identified in my budget. The ATI representative stated

that is possible if “we” install the radio antenna and “hardline” antenna cable. The representative also stated that when the County EMA-OHS gave this quote it was almost 2.5 years ago and costs have gone up over this period of time. I will be checking back with the County EMA-OHS to obtain what has changed in this area as I was given the \$10,000.00 amount from his office for this upgrade since this IS a County project. I understand any items requested outside the NEW ATI siren equipment and its activation equipment IS the COUNTY cost for the system. Our request for a separate controller to self activate the system is at our cost.



# Severe Storms Today

## Timing: Mainly Afternoon and Early Evening

April 2, 2025  
3:40 AM



### Key Messages

These multiple scenarios area all possible:

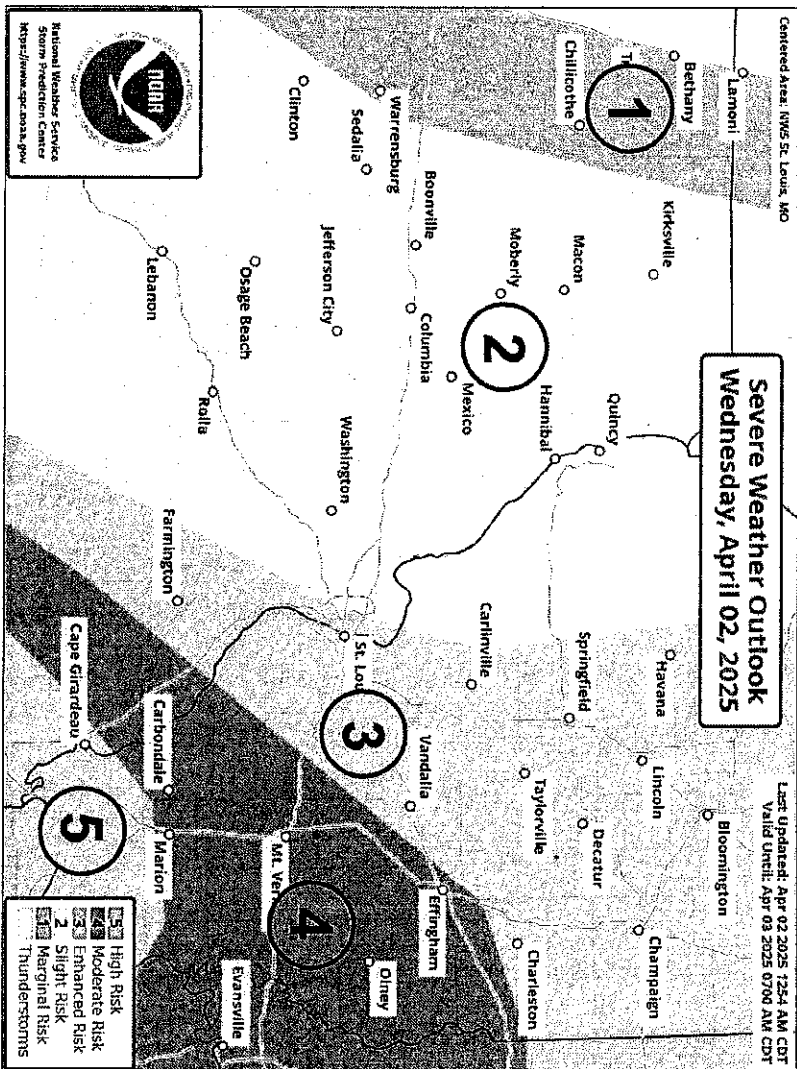
1. Morning thunderstorms and cloud cover exit the area quickly, resulting in a larger area for severe thunderstorms across east-central and southeast Missouri and Illinois. All hazards are possible, more significant impacts expected.
2. Morning storms weaken then re-fire and/or new storms form nearby and along residual boundaries by midday and result in a sizeable area of severe thunderstorms across east-central and southeast Missouri and Illinois. All hazards are possible, more significant impacts expected.
3. Morning thunderstorms and cloud cover linger and limit heating across the area, resulting in severe thunderstorms limited to southeast Missouri and southern Illinois during the afternoon. All hazards are possible, but strong tornadoes are less likely.

### NEW What Has Changed

- The MODERATE Risk area has been expanded across southwest and south-central IL, and there is now a HIGH risk outside of our warning area in extreme southern IL and southeast MO.



National Oceanic and Atmospheric Administration  
U.S. Department of Commerce

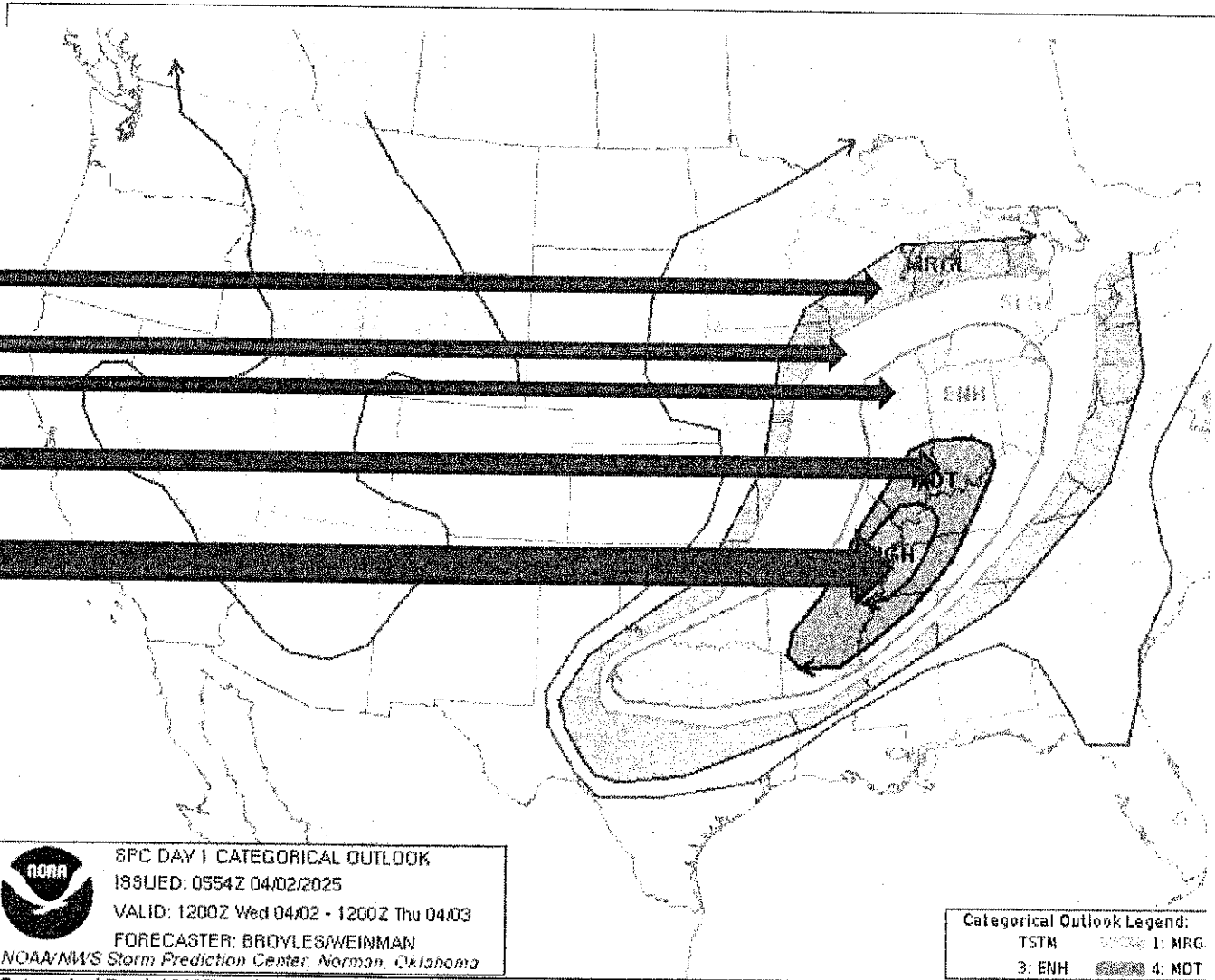


National Weather Service  
St. Louis, MO

APR 2, 2025

Levels

- ①
- ②
- ③
- ④
- ⑤



**NOAA**  
 SPC DAY 1 CATEGORICAL OUTLOOK  
 ISSUED: 0554Z 04/02/2025  
 VALID: 1200Z Wed 04/02 - 1200Z Thu 04/03  
 FORECASTER: BROYLES/WEINMAN  
 NOAA/NWS Storm Prediction Center, Norman, Oklahoma

**Categorical Outlook Legend:**  
 TSTM    1: MRG  
 3: ENH    4: MDT

**Categorical Day1 1200Z Outlook**

Day 1 Risk	Area (sq. mi.)	Area Pop.	Some Larger Population Centers in Risk Area
MARGINAL	23,021	2,246,227	Memphis, TN...Jonesboro, AR...Bartlett, TN...Southaven, MS...Germantown, TN...
SLIGHT	73,038	5,848,934	Louisville, KY...Little Rock, AR...Evansville, IN...Clarksville, TN...Bloomington, IN...
ENHANCED	203,913	39,989,300	Chicago, IL...Dallas, TX...Indianapolis, IN...Columbus, OH...Fort Worth, TX...
SLIGHT	199,852	23,432,478	Detroit, MI...Milwaukee, WI...Cleveland, OH...Madison, WI...Akron, OH...
MARGINAL	222,535	19,681,411	Austin, TX...Oklahoma City, OK...Tulsa, OK...Pittsburgh, PA...Des Moines, IA...

**Forecast Discussion**

SPC AC 020554

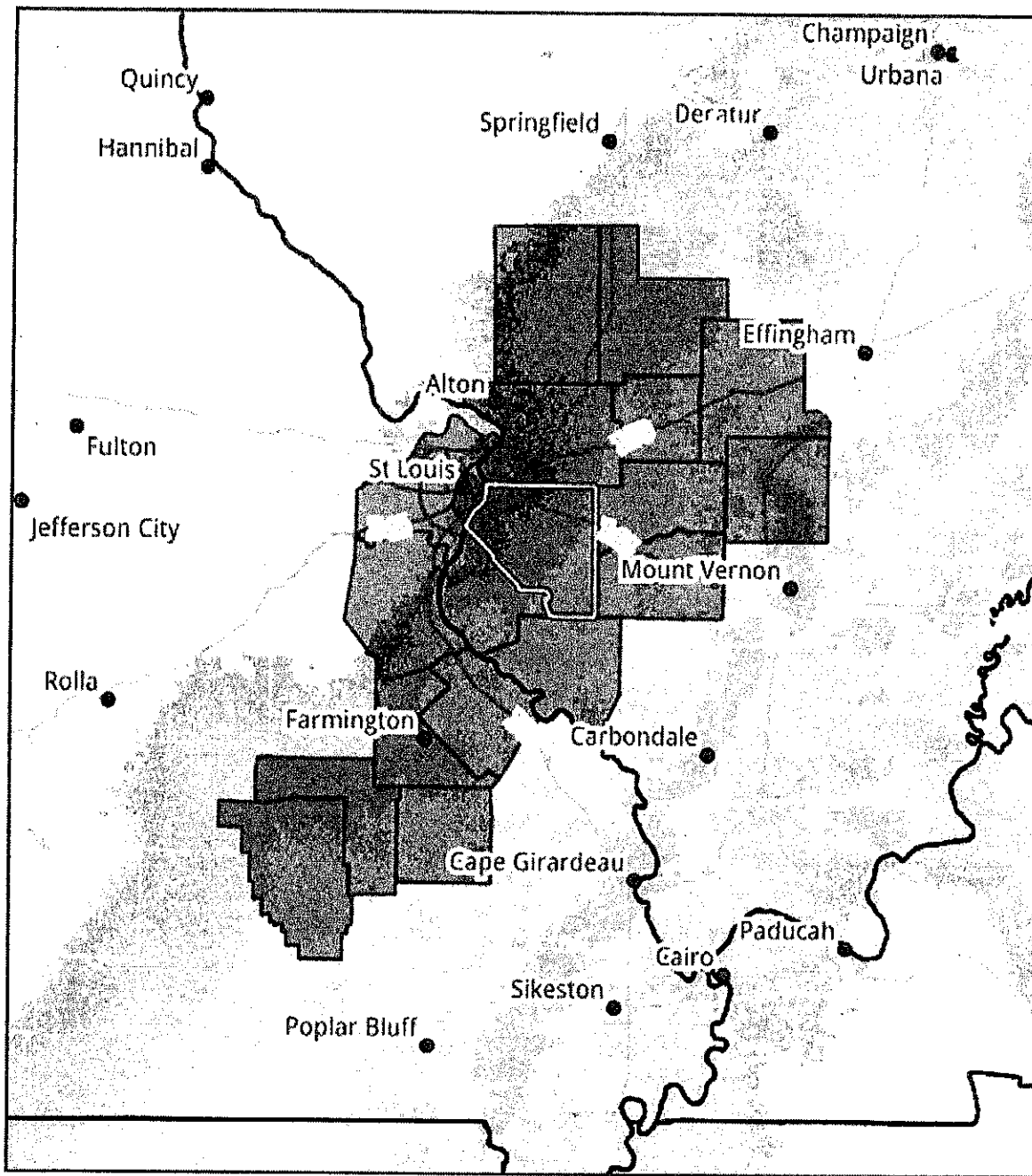
Day 1 Convective Outlook  
 NWS Storm Prediction Center Norman OK  
 1254 AM CDT Wed Apr 02 2025

Valid 021200Z - 031200Z

...THERE IS A HIGH RISK OF SEVERE THUNDERSTORMS ACROSS PARTS OF

New event: Tornado Watch for St. Clair County, IL  
Sent via email and SMS at 4:19 pm CDT, Apr 2nd 2025

4:19 PM - 7 PM



Radar valid at 7:00 pm CDT, Apr 2nd 2025

 NWS Alert  User Alert Area

ILC005-027-051-117-119-121-133-135-157-163-189-MOC093-099-123-179-  
186-187-189-510-030000-  
/O.NEW.KLSX.TO.A.0101.250402T2120Z-250403T0000Z/

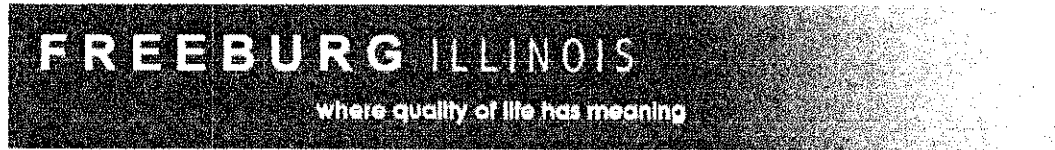
THE NATIONAL WEATHER SERVICE HAS ISSUED TORNADO WATCH 101 IN  
EFFECT UNTIL 7 PM CDT THIS EVENING FOR THE FOLLOWING AREAS

Tornado Watch 4/2/25 until 4:00 p.m.

From: VILLAGE OF FREEBURG (email@finalsiteconnect.com)

To: generadio@att.net

Date: Wednesday, April 2, 2025 at 09:05 AM CDT



This is the Village of Freeburg advising we are under a tornado watch until 4:00 p.m. today. A tornado watch means weather conditions are favorable for the development of tornados within the watch. This system will not notify you of a tornado warning, so please stay tuned to your local media and weather alert radio. Freeburg ESDA will sound its outdoor sirens if a tornado warning is issued. Thank you.

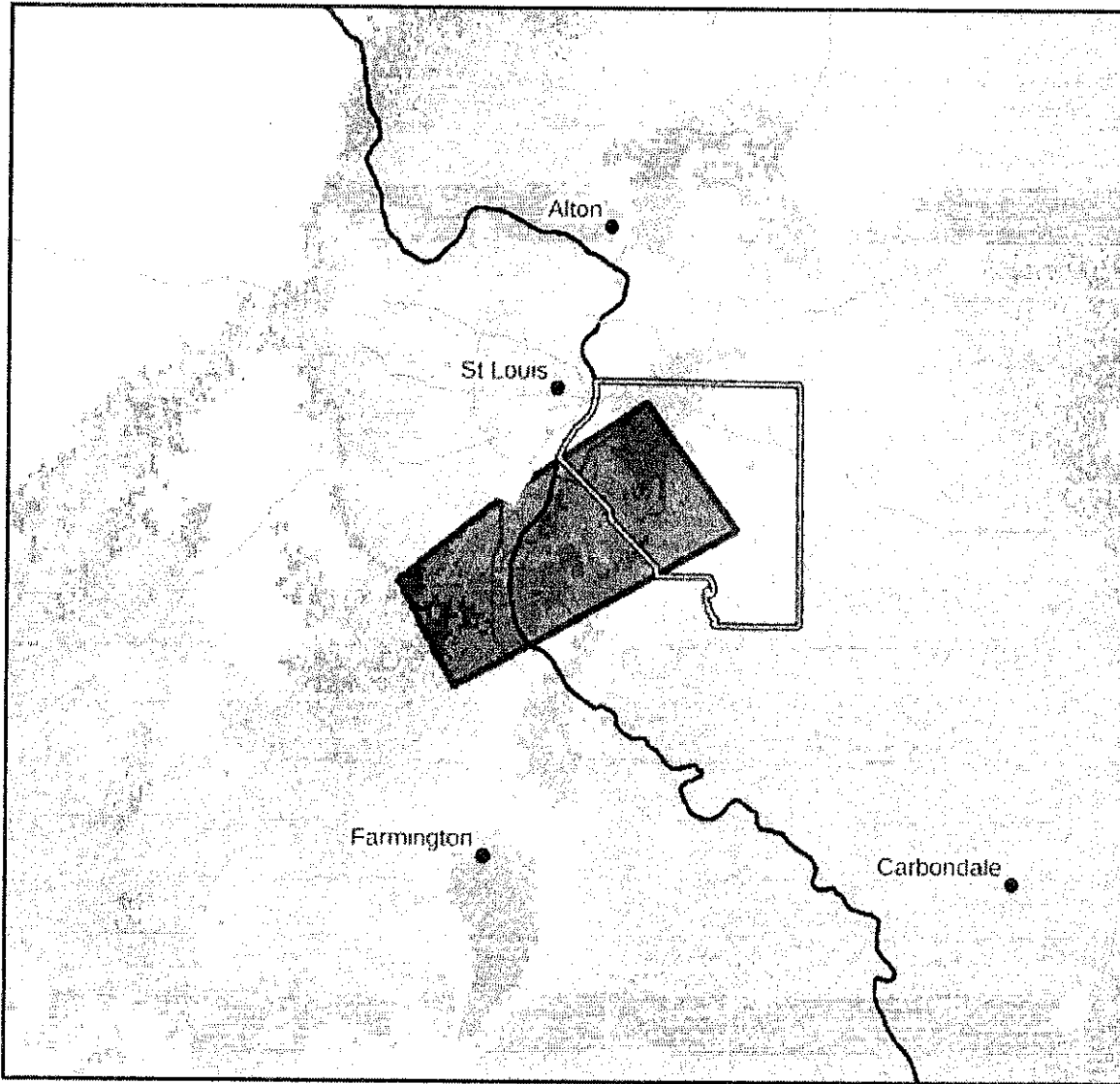
This e-mail has been sent to you by VILLAGE OF FREEBURG. To maximize their communication with you, you may be receiving this e-mail in addition to a phone call with the same message. If you no longer wish to receive email notifications from VILLAGE OF FREEBURG, please [click here](#) to unsubscribe.

To view the VILLAGE OF FREEBURG privacy policy, please [click here](#).

4

New event: Tornado Warning for St. Clair County, IL  
Sent via email and SMS at 355 pm CDT, Apr 2nd 2025

Start 3:55PM END 4:45PM



Radar valid at 445 pm CDT, Apr 2nd 2025

 NWS Alert  User Alert Area

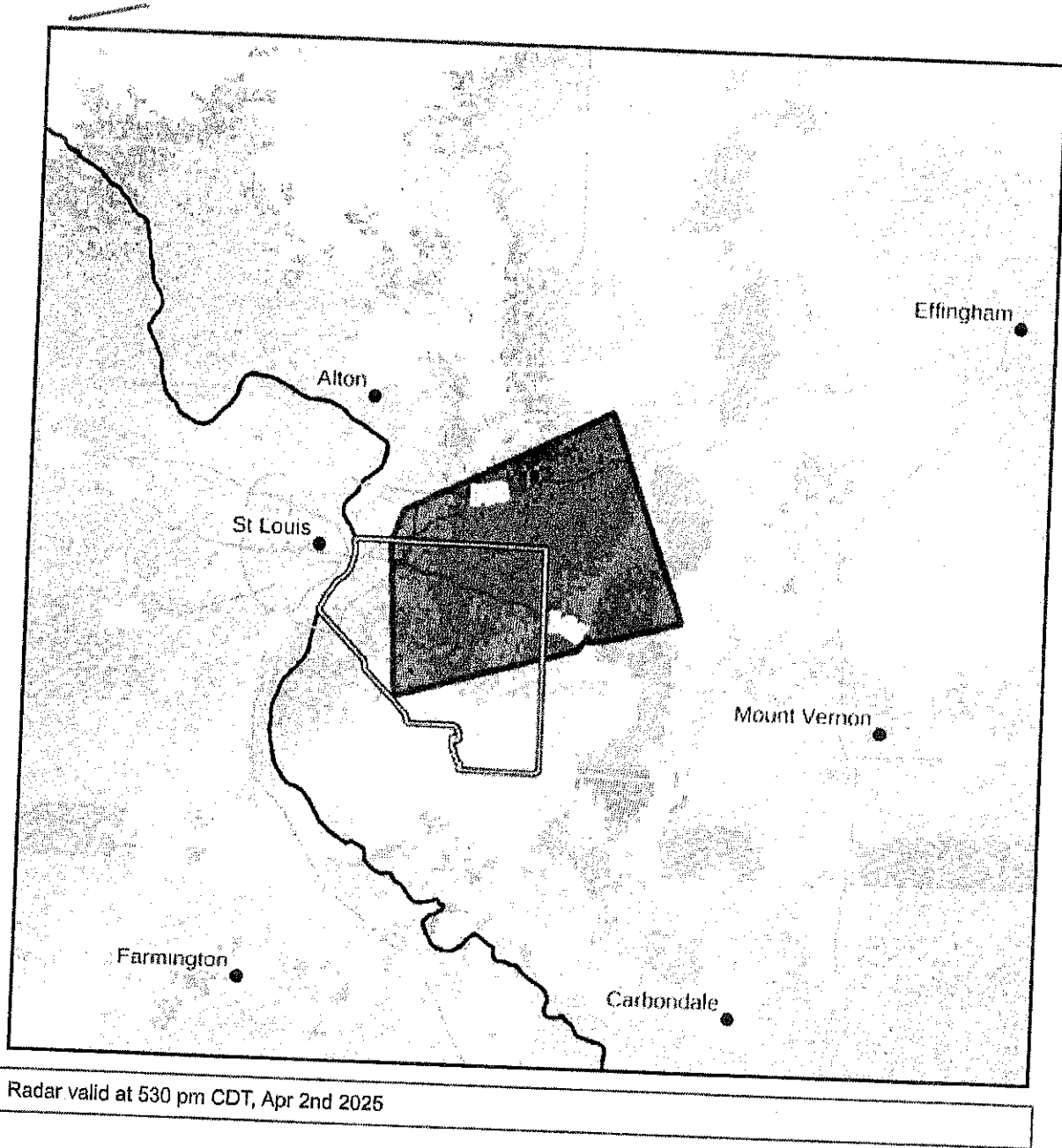
ILC133-163-MOC099-189-022145-  
/O.NEW.KLSX.TO.W.0025.250402T2055Z-250402T2145Z/

BULLETIN - EAS ACTIVATION REQUESTED

Tornado Warning  
National Weather Service St Louis MO  
355 PM CDT Wed Apr 2 2025

The National Weather Service in St Louis has issued a

\* Tornado Warning for...



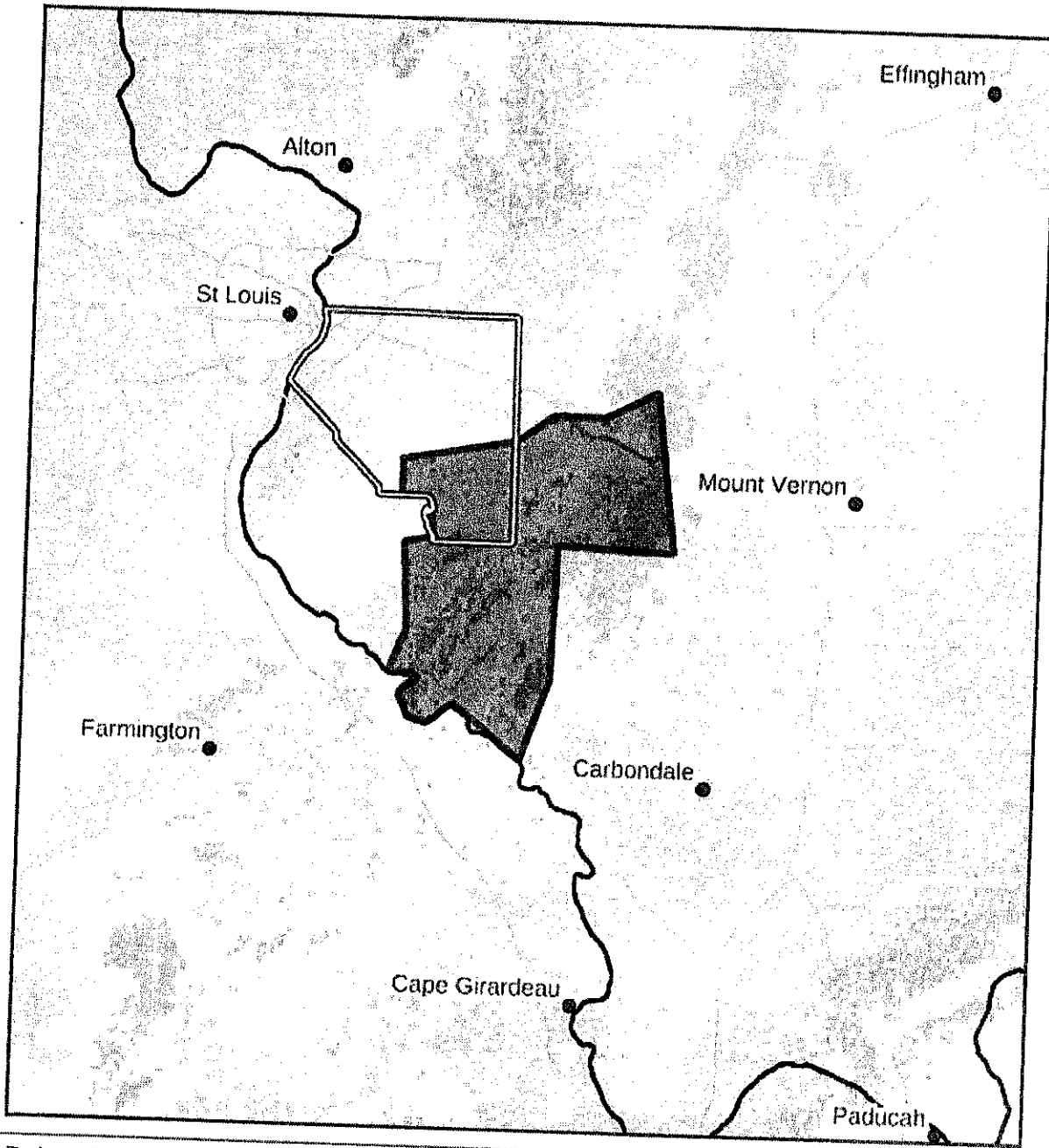
 NWS Alert
  User Alert Area

ILC005-027-119-163-022230-  
 /O.NEW.KLSX.SV.W.0064.250402T2138Z-250402T2230Z/

**BULLETIN - IMMEDIATE BROADCAST REQUESTED**  
 Severe Thunderstorm Warning  
 National Weather Service St Louis MO  
 438 PM CDT Wed Apr 2 2025

The National Weather Service in St Louis has issued a

\* Severe Thunderstorm Warning for...  
 Southwestern Bond County in south central Illinois...



Radar valid at 545 pm CDT, Apr 2nd 2025

 NWS Alert  User Alert Area

ILC157-163-189-022245-  
/O.NEW.KLSX.SV.W.0066.250402T2200Z-250402T2245Z/

**BULLETIN - IMMEDIATE BROADCAST REQUESTED**  
Severe Thunderstorm Warning  
National Weather Service St Louis MO  
500 PM CDT Wed Apr 2 2025

The National Weather Service in St Louis has issued a

## FREEBURG VILLAGE BOARD MEETING

### ENGINEER'S REPORT

April 4, 2025

Tim Pruett, Village Engineer

WATER PROJECTS: TWM sent in IEPA Permits. Completing plans for SAVE Tower, final bid set and the loan application.

Reviewing sewer video and preparing bid documents for the Sewer and Manhole Lining project to complete +/- 5,000 feet of sewer lining and +/- 25 manholes this summer.

Saturn Terrace: Sewer video crew on site April 9 to find manholes and laterals. Owner wants to combine parcels and is asking to vacate some street ROW.

2025 St Clair County IGD Grant: Application submitted for handicap ramps at 16 locations.

Reiss- Murphy Project: Plans have been approved. Working with Murphys to get started.

Met with new owners of storage units at 550 Phillips.

Working on drainage issues at Silverthorne, Country Side Lane and Torrington.

## ZONING REPORT

We continue to send letters and make calls on complaints for unmaintained properties. We continue to receive complaints about various issues, and we are dealing with them as they come in.

The Combined Planning and Zoning Board: April 8<sup>th</sup> Combined Board Meeting

1. Bill Vollmer B-2 Property at Lone Oak Trails to SR-1
2. Jeff Middendorf Special Use for Laundromat at 10 South Alton
3. Variance for cell tower at 550 West Phillips

March 15<sup>th</sup> through April 4<sup>th</sup>

4 -- Occupancy Permit

3 -- Building Permits

- (1) Residential Addition
- (2) Accessory Buildings

**RESOLUTION NO. 25-05**

**A RESOLUTION AMENDING THE SOLID WASTE  
COLLECTION FEES**

BE IT ORDAINED BY THE VILLAGE PRESIDENT AND VILLAGE BOARD OF TRUSTEES OF THE VILLAGE OF FREEBURG, ST. CLAIR COUNTY, ILLINOIS, THAT:

**WHEREAS**, the Village of Freeburg provides for the collection and proper processing of residential solid waste generated by Freeburg Village residents along with dumpster rental and yard waste collection, and

**WHEREAS**, the Village of Freeburg Board desires to effect changes to its fee structure for solid waste collection fees as outlined below:

Monthly Fee Per Customer:

April Billing Cycle Due May 7<sup>th</sup>, 2025 – August Billing Cycle Due September 7<sup>th</sup>, 2026:     \$21.11

This Resolution shall be in full force and effect effective upon its passage, approval and recordation according to the law.

Yeas _____	Nays _____
_____	_____
_____	_____
_____	_____
_____	_____
_____	_____
Absent _____	Abstain _____
_____	_____

**RESOLUTION NO. 25-05 cont.**

PASSED BY THE VILLAGE BOARD OF THE VILLAGE OF FREEBURG, ILLINOIS, ST. CLAIR COUNTY, AND APPROVED BY THE VILLAGE PRESIDENT THIS \_\_\_\_\_ DAY OF **April, 2025**.

Vote Recorded By:

\_\_\_\_\_  
Jerry Lynn Menard, Village Clerk

Approved by the Village President of the Village of Freeburg, St. Clair County, Illinois, this \_\_\_\_\_ day of **April, 2025**.

\_\_\_\_\_  
Seth E. Speiser  
Village President

ATTEST:

\_\_\_\_\_  
Jerry Lynn Menard  
Village Clerk

Approval as to Legal Form:

\_\_\_\_\_  
Frederick W. Keck  
Village Attorney  
Keck Brown, P.C.

**VILLAGE PRESIDENT**  
Seth Speiser

**VILLAGE CLERK**  
Jerry Menard

**VILLAGE TRUSTEES**  
Ray Matchett, Jr.  
Lisa Meehling  
Mike Blaies  
Tom Carpenter  
Dana Miller  
Robert Kaiser

**VILLAGE TREASURER**  
Bryan A. Vogel

# VILLAGE OF FREEBURG

FREEBURG MUNICIPAL CENTER  
14 SOUTHGATE CENTER, FREEBURG, IL 62243  
PHONE: (618) 539-5545 • FAX: (618) 539-5590  
Web Site: www.freeburg.com

**VILLAGE ADMINISTRATOR**  
Matt Trout

**PUBLIC WORKS DIRECTOR**  
John Tolan

**POLICE CHIEF**  
Michael J. Schutzenhofer

**ESDA COORDINATOR**  
Eugene Kramer

**VILLAGE ENGINEER**  
Tim Pruett, P.E.

**VILLAGE ATTORNEY**  
Weilmuenster Keck Brown, P.C.

Legal and Ordinance Committee Meeting  
(Annexation; Building; Zoning; Subdivision)  
(Miller/Carpenter/Matchett/Meehling)  
Wednesday, March 26, 2025 at 5:45 p.m.

The meeting of the Legal and Ordinance Committee was called to order at 6:18 p.m., by Chairperson Dana Miller on Wednesday, March 26, 2025. Members present were Chairperson Dana Miller, Trustee Tom Carpenter, Trustee Ray Matchett, Trustee Lisa Meehling, Mayor Seth Speiser, Village Clerk Jerry Menard (absent), Trustee Mike Blaies, Trustee Bob Kaiser, Village Administrator Matt Trout, Village Engineer Tim Pruett, Police Chief Mike Schutzenhofer, Public Works Director John Tolan, Village Attorney Fred Keck, and Office Manager Mary Downen. Guest present: Janet Baechle. There were no guests present via Zoom.

**A. OLD BUSINESS:**

1. Approval of February 26, 2025 Minutes: Trustee Lisa Meehling motioned to approve the February 26, 2025 minutes, and Trustee Tom Carpenter seconded the motion. All voting yea, the motion carried.
2. Zoning Report/Nuisance Properties: Village Administrator Matt Trout stated we have combined board hearings on April 8<sup>th</sup>. Rezoning of the Vollmer lots in front of Timberwolf and Lone Oaks. It will come to this board if they take action on it. Jeff Middendorf is looking to put a laundromat at 10 S. Alton and an individual is looking to put in a cell tower at 550 W. Phillips St.
3. Development Update: Matt said the Coffee Pot got turned down so Tim has been working with her to find an alternative location. He gave an update on the Murphy Project. Chairperson Dana Miller asked about Scooters and Matt gave an update.
4. Despain Property:
5. FOIA Requests: Reviewed by the committee.

**B. NEW BUSINESS:** None.

**C. GENERAL CONCERNS:** None.

**D. PUBLIC PARTICIPATION:** None.

**E. ADJOURN:** Trustee Tom Carpenter motioned to adjourn at 6:27 p.m., and Trustee Ray Matchett seconded the motion. All voting yea, the motion carried.



Mary Downen  
Office Manager

Legal and Ordinance Committee Meeting  
Wednesday, March 26, 2025

**VILLAGE PRESIDENT**  
Seth Speiser

**VILLAGE CLERK**  
Jerry Menard

**VILLAGE TRUSTEES**  
Ray Matchett, Jr.  
Lisa Meehling  
Mike Blaies  
Tom Carpenter  
Dana Miller  
Robert Kaiser

**VILLAGE TREASURER**  
Bryan A. Vogel

# VILLAGE OF FREEBURG

FREEBURG MUNICIPAL CENTER  
14 SOUTHGATE CENTER, FREEBURG, IL 62243  
PHONE: (618) 539-5545 • FAX: (618) 539-5590  
Web Site: www.freeburg.com

**VILLAGE ADMINISTRATOR**  
Matt Trout

**PUBLIC WORKS DIRECTOR**  
John Tolan

**POLICE CHIEF**  
Michael J. Schutzenhofer

**ESDA COORDINATOR**  
Eugene Kramer

**VILLAGE ENGINEER**  
Tim Pruett, P.E.

**VILLAGE ATTORNEY**  
Weilmuenster Keck Brown, P.C.

**PERSONNEL AND PUBLIC SAFETY COMMITTEE MEETING**  
(Meehling/Blaies/Matchett/Miller)  
Wednesday, March 26, 2025 at 6:00 p.m.

Trustee Lisa Meehling called the meeting of the Personnel and Public Safety Committee to order on Wednesday, March 26, 2025 at 6:27 p.m. Those present were Chairperson Lisa Meehling, Trustee Mike Blaies, Trustee Ray Matchett, Trustee Dana Miller, Mayor Seth Speiser, Village Clerk Jerry Menard (absent), Trustee Tom Carpenter, Trustee Bob Kaiser, Village Attorney Fred Keck, Police Chief Mike Schutzenhofer, Public Works Director John Tolan, Village Engineer Tim Pruett, Village Administrator Matt Trout and Office Manager Mary Downen. Guest present: Janet Baechle. There were no guests present via Zoom.

**POLICE:**

**A. OLD BUSINESS:**

1. K9 Program: Police Chief Mike Schutzenhofer stated he and Village Administrator Matt Trout met with Officer Hunter Borger and discussed everything with him and he is on board. Trustee Mike Blaies asked if we get a choice on what type of dog and if it is male or female. Chief Schutzenhofer responded we do have a choice. Training starts in June which gives us the flexibility of having the two SRO's available.
2. SRO Contract: Matt said he has been working on it. There are a couple of things he wants to clean up within the contract.

Chief Schutzenhofer summarized the 88 calls since the last meeting.

**B. NEW BUSINESS:**

**PERSONNEL:**

**A. OLD BUSINESS:**

1. Approval of February 26, 2025 Minutes: Trustee Dana Miller motioned to approve the February 26, 2025 minutes, and Trustee Ray Matchett seconded the motion. All voting yea, the motion carried.

**B. NEW BUSINESS:**

1. Deputy Clerk: Matt said Julie was sworn in as a deputy clerk and this slipped through the cracks when Mary was hired. If something happened to Jerry, the Village Board could authorize Mary to fill the role in the interim until someone is appointed, or if Jerry was unavailable, she could authorize Mary to fill the role temporarily.

*Trustee Ray Matchett motioned to the full Board to Authorize Jerry Menard to appoint Mary Downen as Deputy Clerk, and Trustee Mike Blaies seconded the motion. All voting yea, the motion carried.*

2. Lifeguard Hires: Matt said Scott would like to have a minimum of 15 lifeguards. We currently have eight returning. As of now, we have four applications for lifeguards and two for the concession stand.

*Trustee Dana Miller motioned to the full Board to hire Wyatt Hopfinger, Lilly Furtak, Luke Lysakowski, and Gage Lang be hired as lifeguards for the 2025 pool season and Emma Savage and Ashlynn Moreland be hired for the concession stand for the 2025 pool season, and Trustee Mike Blaies seconded the motion. All voting yea, the motion carried.*

**C. GENERAL CONCERNS:** None.

**D. PUBLIC PARTICIPATION:** None.

**E. ADJOURN:** *Trustee Mike Blaies motioned to adjourn at 6:48 p.m., and Trustee Dana Miller seconded the motion. All voting yea, the motion carried.*



Mary Downen  
Office Manager