

# BE PREPARED FOR A POWER OUTAGE

Extended power outages may impact the whole community and the economy.



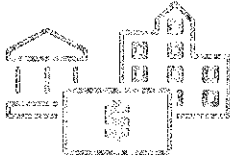
FEMA

FEDERAL EMERGENCY MANAGEMENT AGENCY

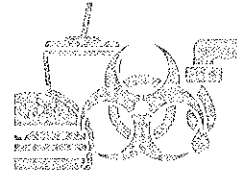
A power outage is when the electrical power goes out unexpectedly.



May disrupt communications, water, transportation



May close retail businesses, grocery stores, gas stations, ATMs, banks, and other services



Can cause food spoilage, water contamination



Can prevent use of medical devices

## PROTECT YOURSELF DURING A POWER OUTAGE

Keep freezers and refrigerators closed.



Disconnect appliances and electronics to avoid damage from electrical surges.

Only use generators outdoors and away from windows.



Use alternate plans for refrigerating medicines or power-dependent medical devices.

Do not use a gas stove to heat your home.



If safe, go to an alternate location for heat or cooling.



Check on neighbors.

# HOW TO STAY SAFE WHEN A POWER OUTAGE THREATENS



**Take an inventory now** of the items you need that rely on electricity.

**Talk to your medical provider** about a power outage plan for medical devices powered by electricity and refrigerated medicines. Find out how long medication can be stored at higher temperatures and get specific guidance for any medications that are critical for life.

**Plan for batteries and other alternatives** to meet your needs when the power goes out.

**Sign up for local alerts and warning systems.** Monitor weather reports.


**Install carbon monoxide detectors with battery backup** in central locations on every level of your home.

**Determine whether your home phone will work in a power outage** and how long battery backup will last.

**Review the supplies that are available in case of no power.** Have flashlights with extra batteries for every household member. Have enough nonperishable food and water.

**Use a thermometer in the refrigerator and freezer** so that you can know the temperature when the power is restored.

**Keep mobile phones and other electric equipment charged and gas tanks full.**



**Keep freezers and refrigerators closed.** The refrigerator will keep food cold for **about four hours**. A full freezer will keep the temperature for **about 48 hours**. Use coolers with ice if necessary. Monitor temperatures with a thermometer.

**Use food supplies that do not require refrigeration.**

**Avoid carbon monoxide poisoning.** Generators, camp stoves, or charcoal grills should always be used outdoors and at least 20 feet away from windows. Never use a gas stovetop or oven to heat your home.

**Check on your neighbors.** Older adults and young children are especially vulnerable to extreme temperatures.

**Go to a community location with power** if heat or cold is extreme.

**Turn off or disconnect appliances, equipment, or electronics.** Power may return with momentary “surges” or “spikes” that can cause damage.



**When in doubt, throw it out!** Throw away any food that has been exposed to temperatures 40 degrees or higher for two hours or more, or that has an unusual odor, color, or texture.

**If the power is out for more than a day, discard any medication that should be refrigerated,** unless the drug’s label says otherwise. If a life depends on the refrigerated drugs, consult a doctor or pharmacist and use medicine only until a new supply is available.

## Take an Active Role in Your Safety

Go to [Ready.gov](https://www.ready.gov) and search for **power outage**. Download the **FEMA app** to get more information about preparing for a **power outage**.



**FEMA**

FEMA V-1008  
Catalog No. 17233-9